



e*thirteen

SOLVING FOR THE ULTIMATE RIDE

NEW PRODUCT INTRODUCTION FOR
INTERNATIONAL DISTRIBUTORS

[MODEL YEAR 2022]

New Sales and Marketing Leadership. Pull. Margin. Supply. Service. Support.

[MODEL YEAR 2022]





e*thirteen listened, and is leveling up for you in 22.

WHAT'S NEW:

All new leadership in sales and marketing focused on strengthening brand awareness, market demand, rider relevance and retail partnerships.

ONE GOAL:

To deliver best in class product, supply, support and margins to our retail partners and succeed together.



4

BIKE SOLUTIONS FOR THE ULTIMATE RIDE

DRIVETRAIN

6

- CRANKS.....7
- CHAINRINGS.....11
- CHAINGUIDES.....13
- CASSETTES.....17

RIDER CONTACT

24


- STEMS.....25
- HANDLEBARS.....27
- PEDALS.....31
- SEATPOSTS.....33

WHEELS. TIRES. TUBELESS.

36

- TIRES.....36
- TUBELESS.....45

[SUPER CATEGORIES]





DRIVETRAIN
[MODEL YEAR 2022]

 **e*thirteen**



DRIVETRAIN

Drivetrains should deliver as much trust as they do power to the rear wheel. e*thirteen's Divetrain components are engineered to meet this expectation, whether facing an extreme weather epic, or chasing PR's through the rockiest descent on your local trail. Our technical solutions target the sweet-spot balance of strength, durability, lightweight, efficiency, compatibility, and dependability so when you give it everything you got, it does exactly what you need it to, no matter what the conditions are.

CRANKS

| | |
|----------------------------------|---|
| Helix R Aluminum 30mm Crank..... | 7 |
| Helix Aluminum 24mm Crank..... | 9 |

CHAINRINGS

| | |
|---|----|
| Helix R Direct Mount Chainring..... | 11 |
| Helix R SRAM™ Direct Mount Chainring..... | 13 |

CHAINGUIDES

| | |
|-------------------------------|----|
| Vario Modular Chainguide..... | 14 |
|-------------------------------|----|

CASSETTES

| | |
|--|----|
| Helix R 12 Speed 9-45T Cassette..... | 17 |
| Helix R 11 Speed 9-46T Cassette..... | 19 |
| Helix Plus 12 Speed 9-50T Cassette | 21 |

[CATEGORIES]

CRANKS



Helix R Aluminum 30mm Crank

e*thirteen has love for aluminum. Knowing weight, strength and looks were top priorities for riders, we went after all three with a vengeance. The Helix R is our top-of-the-line aluminum alloy crank. Forged AL-6066-T6 arms deliver Enduro strength in XC weights and it took a 30mm Forged AL-7050-T7 spindle and massive amounts of CNC work to get there. CNC detail can be seen all over every surface for the ultimate in tech bling and weight savings for your ride. Designed to be compatible with Shimano™ and Sram™ Drivetrains, modern hub spacing, and bottom brackets. Helix R cranks can achieve boost and super boost chainlines with our flip-flop chainrings.

PRODUCT FEATURES

- Forged AL-6066-T6 arms and 30mm spindle
- Flip-flop Ring for Boost/Superboost Chainline compatible
- Self Extracting Bolt System
- Creak-free proven Quick Connect ring interface
- SRAM™ and Shimano™ 12 Speed compatible Narrow/Wide
- Extensive CNC machining for lighter weight and looks to kill
- Shimano™ BB-92 and BB30 compatibility
- Molded Crank strike boots

RIDER BENEFITS

- Lighter weight for improved acceleration and climbing
- Strong enough to shuttle run bike parks
- Durable aluminum for years of trust and confidence
- Can be combined with either Shimano™ or SRAM™ drivetrains with perfect shifting and chain

CRANKS

Available Configurations **Helix R Aluminum 30mm Crank**

| MODEL ID | MODEL NAME | DESCRIPTION | ARM LENGTH | COLOR | PN | WEIGHT |
|-------------|-----------------------------|---|------------|--------|------------|--------|
| CS4-HLX-R01 | HELIX R ALUMINUM 30MM CRANK | HELIX R CRANK 165X73MM NO BB, NO RING WITH SELF EXTRACTOR | 165MM | BRONZE | CS4HRA-100 | 527G |
| CS4-HLX-R01 | HELIX R ALUMINUM 30MM CRANK | HELIX R CRANK 170X73MM NO BB, NO RING WITH SELF EXTRACTOR | 170MM | BRONZE | CS4HRA-101 | 536G |
| CS4-HLX-R01 | HELIX R ALUMINUM 30MM CRANK | HELIX R CRANK 175X73MM NO BB, NO RING WITH SELF EXTRACTOR | 175MM | BRONZE | CS4HRA-102 | 545G |
| CS4-HLX-R01 | HELIX R ALUMINUM 30MM CRANK | HELIX R CRANK 165X73MM NO BB, NO RING WITH SELF EXTRACTOR | 165MM | BLACK | CS4HRA-103 | 527G |
| CS4-HLX-R01 | HELIX R ALUMINUM 30MM CRANK | HELIX R CRANK 170X73MM NO BB, NO RING WITH SELF EXTRACTOR | 170MM | BLACK | CS4HRA-104 | 536G |
| CS4-HLX-R01 | HELIX R ALUMINUM 30MM CRANK | HELIX R CRANK 175X73MM NO BB, NO RING WITH SELF EXTRACTOR | 175MM | BLACK | CS4HRA-105 | 545G |

CRANKS



Helix Aluminum 24mm Crank

This crank has the Helix story of SRAM™/Shimano™ compatibility across experiences, and the forged integrity of the Helix R— just targeting a price that more riders can reach. We combined the AL-6066-T6 aluminum alloy arms with a smaller 24mm heat treated chromoly spindle to do so. Weight reduction features are designed into the mold to stay true to the strength and weight optimization with less CNC time and cost.

PRODUCT FEATURES

- Forged AL6069-T6 arms and chromoly 24mm spindle
- Self Extracting Bolt System
- Creak-free proven Quick Connect ring interface
- SRAM™ and Shimano™ 12s compatible Narrow/Wide
- Engineered to deliver lighter weight and high end looks
- Shimano™ BB-92 and BB30 compatibility
- Molded Crank strike boots

RIDER BENEFITS

- Lighter weight for improved acceleration and climbing
- Strong enough to shuttle run bike parks
- Durable aluminum alloys for years of trust and confidence
- Can be combined with either Shimano™ or SRAM™ drivetrains with perfect shifting and chain retention


CRANKS



Available Configurations **Helix Aluminum 24mm Crank**

| MODEL ID | MODEL NAME | DESCRIPTION | ARM LENGTH | PN | WEIGHT |
|-------------|------------------|---|------------|------------|--------|
| CS4-HLX-B01 | HELIX 24MM CRANK | HELIX CRANK 170X73MM NO BB, NO RING WITH SELF EXTRACTOR BLACK | 170MM | CS4HBA-100 | TBD |
| CS4-HLX-B01 | HELIX 24MM CRANK | HELIX CRANK 175X73MM NO BB, NO RING WITH SELF EXTRACTOR BLACK | 175MM | CS4HBA-101 | TBD |

CHAINRINGS



Helix R Direct Mount Chainring

Designed to function equally well with SRAM™, Shimano™ chains, our HELIX ring also brings the CNC bling factor with its immense machining and detail. Designed to be strong and light weight, this ring is specific to our Helix Crank Arms and the ultimate compliment to either of our Helix Plus or Helix R cranksets.

PRODUCT FEATURES

- Forged AL7050-T7 for strength and wear resistance
- Flip-flop Ring for Boost/Superboost Chainline
- Creak-free proven Quick Connect ring interface
- SRAM™ and Shimano™ 12 Speed compatible
- Extensively CNC machined for the lightest weight and technical looks so your bike rides more responsively, and has eye catching features

RIDER BENEFITS

- Strong AL-7050 aluminum alloy material delivers security in rocky or log/root filled conditions with longer tooth wear life
- Extensively CNC machined for the lightest weight and technical looks so your bike rides more responsive and has eye catching features you can also personalize with our range anodized colors
- Designed to work with Boost or Superboost Chain lines in 11 or 12 Speed systems from either Shimano™ or SRAM™ and deliver equal shifting and chain retention performance

CHAINRINGS



Available Configurations **Helix R Direct Mount Chainring**

| MODEL ID | MODEL NAME | DESCRIPTION | TEETH | COLOR | PN | WEIGHT |
|-------------|--------------------|--|-------|---------------|------------|--------|
| CR4-HLX-R02 | HELIX DIRECT MOUNT | HELIX R GUIDERING SRAM™ DIRECT MOUNT 3MM OFFSET SHIMANO™/SRAM™ 11/12S CHAIN COMPATIBLE | 28 | INTERGALACTIC | CR4HRA-100 | TBD |
| CR4-HLX-R02 | HELIX DIRECT MOUNT | HELIX R GUIDERING SRAM™ DIRECT MOUNT 3MM OFFSET SHIMANO™/SRAM™ 11/12S CHAIN COMPATIBLE | 30 | INTERGALACTIC | CR4HRA-101 | TBD |
| CR4-HLX-R02 | HELIX DIRECT MOUNT | HELIX R GUIDERING SRAM™ DIRECT MOUNT 3MM OFFSET SHIMANO™/SRAM™ 11/12S CHAIN COMPATIBLE | 32 | INTERGALACTIC | CR4HRA-102 | 47G |
| CR4-HLX-R02 | HELIX DIRECT MOUNT | HELIX R GUIDERING SRAM™ DIRECT MOUNT 3MM OFFSET SHIMANO™/SRAM™ 11/12S CHAIN COMPATIBLE | 34 | INTERGALACTIC | CR4HRA-103 | TBD |
| CR4-HLX-R02 | HELIX DIRECT MOUNT | HELIX R GUIDERING SRAM™ DIRECT MOUNT 3MM OFFSET SHIMANO™/SRAM™ 11/12S CHAIN COMPATIBLE | 28 | GREY | CR4HRA-104 | TBD |
| CR4-HLX-R02 | HELIX DIRECT MOUNT | HELIX R GUIDERING SRAM™ DIRECT MOUNT 3MM OFFSET SHIMANO™/SRAM™ 11/12S CHAIN COMPATIBLE | 30 | GREY | CR4HRA-105 | TBD |
| CR4-HLX-R02 | HELIX DIRECT MOUNT | HELIX R GUIDERING SRAM™ DIRECT MOUNT 3MM OFFSET SHIMANO™/SRAM™ 11/12S CHAIN COMPATIBLE | 32 | GREY | CR4HRA-106 | 48G |
| CR4-HLX-R02 | HELIX DIRECT MOUNT | HELIX R GUIDERING SRAM™ DIRECT MOUNT 3MM OFFSET SHIMANO™/SRAM™ 11/12S CHAIN COMPATIBLE | 34 | GREY | CR4HRA-107 | TBD |
| CR4-HLX-R02 | HELIX DIRECT MOUNT | HELIX R GUIDERING SRAM™ DIRECT MOUNT 3MM OFFSET SHIMANO™/SRAM™ 11/12S CHAIN COMPATIBLE | 28 | EGGPLANT | CR4HRA-108 | TBD |
| CR4-HLX-R02 | HELIX DIRECT MOUNT | HELIX R GUIDERING SRAM™ DIRECT MOUNT 3MM OFFSET SHIMANO™/SRAM™ 11/12S CHAIN COMPATIBLE | 30 | EGGPLANT | CR4HRA-109 | TBD |
| CR4-HLX-R02 | HELIX DIRECT MOUNT | HELIX R GUIDERING SRAM™ DIRECT MOUNT 3MM OFFSET SHIMANO™/SRAM™ 11/12S CHAIN COMPATIBLE | 32 | EGGPLANT | CR4HRA-110 | 47G |
| CR4-HLX-R02 | HELIX DIRECT MOUNT | HELIX R GUIDERING SRAM™ DIRECT MOUNT 3MM OFFSET SHIMANO™/SRAM™ 11/12S CHAIN COMPATIBLE | 34 | EGGPLANT | CR4HRA-111 | TBD |
| CR4-HLX-R02 | HELIX DIRECT MOUNT | HELIX R GUIDERING SRAM™ DIRECT MOUNT 3MM OFFSET SHIMANO™/SRAM™ 11/12S CHAIN COMPATIBLE | 28 | NARANJA | CR4HRA-112 | TBD |
| CR4-HLX-R02 | HELIX DIRECT MOUNT | HELIX R GUIDERING SRAM™ DIRECT MOUNT 3MM OFFSET SHIMANO™/SRAM™ 11/12S CHAIN COMPATIBLE | 30 | NARANJA | CR4HRA-113 | TBD |
| CR4-HLX-R02 | HELIX DIRECT MOUNT | HELIX R GUIDERING SRAM™ DIRECT MOUNT 3MM OFFSET SHIMANO™/SRAM™ 11/12S CHAIN COMPATIBLE | 32 | NARANJA | CR4HRA-114 | 47G |
| CR4-HLX-R02 | HELIX DIRECT MOUNT | HELIX R GUIDERING SRAM™ DIRECT MOUNT 3MM OFFSET SHIMANO™/SRAM™ 11/12S CHAIN COMPATIBLE | 34 | NARANJA | CR4HRA-115 | TBD |
| CR4-HLX-R02 | HELIX DIRECT MOUNT | HELIX R GUIDERING SRAM™ DIRECT MOUNT 3MM OFFSET SHIMANO™/SRAM™ 11/12S CHAIN COMPATIBLE | 28 | BRONZE | CR4HRA-116 | TBD |
| CR4-HLX-R02 | HELIX DIRECT MOUNT | HELIX R GUIDERING SRAM™ DIRECT MOUNT 3MM OFFSET SHIMANO™/SRAM™ 11/12S CHAIN COMPATIBLE | 30 | BRONZE | CR4HRA-117 | TBD |
| CR4-HLX-R02 | HELIX DIRECT MOUNT | HELIX R GUIDERING SRAM™ DIRECT MOUNT 3MM OFFSET SHIMANO™/SRAM™ 11/12S CHAIN COMPATIBLE | 32 | BRONZE | CR4HRA-118 | 47G |
| CR4-HLX-R02 | HELIX DIRECT MOUNT | HELIX R GUIDERING SRAM™ DIRECT MOUNT 3MM OFFSET SHIMANO™/SRAM™ 11/12S CHAIN COMPATIBLE | 34 | BRONZE | CR4HRA-119 | TBD |

CHAINRINGS



Helix R SRAM™ Direct Mount Chainring

With an e*thirteen Helix cassette and a SRAM™ crank, you can now run Helix SRAM™ direct mount rings. Designed to function equally well with SRAM™ and Shimano™ chains, this ring brings insane amounts of CNC detail as well as being offered in anodized colors to match our cassettes as a system. Our exclusive 9T cassette is best enjoyed with a 2T smaller front ring to get the full benefit of less chain and more clearance and range for the same gearing at the top and even lower at the bottom. Designed to be strong and light weight, this ring is specific to SRAM™ direct mount Crank Arms.

PRODUCT FEATURES

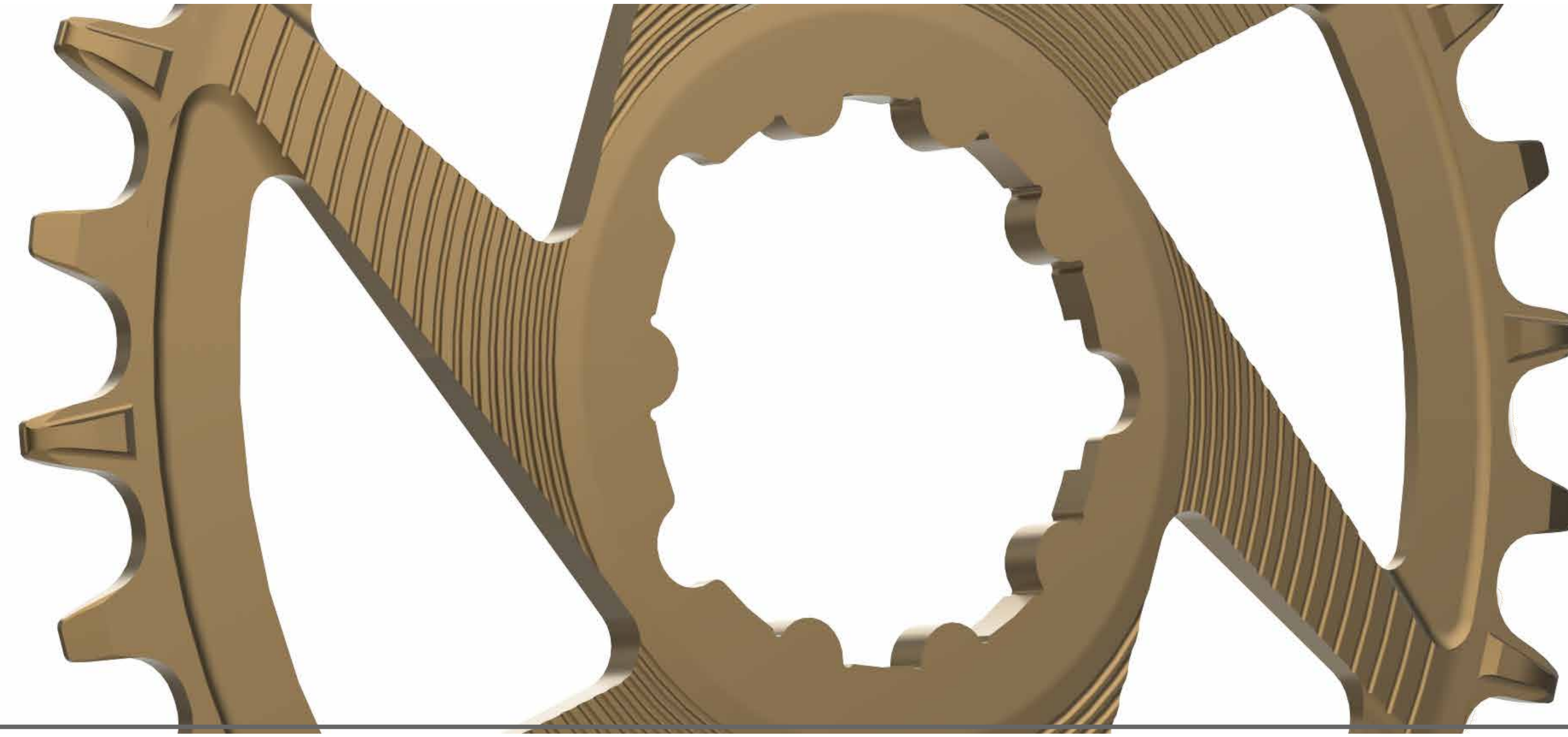
- SRAM™ Mount design for compatibility with SRAM™ cranks
- Forged AL7050-T7 for strength and wear resistance
- Creak-free proven Quick Connect ring interface
- SRAM™ and Shimano™ 12 Speed compatible
- Extensive CNC machining for lighter weight and looks to kill

RIDER BENEFITS

- Strong AL-7050 aluminum alloy material delivers security in aggressive terrain with a slower wear rate
- Extensively CNC machined for the lightest weight and technical looks so your bike rides more responsively, and has eye catching features. You can also personalize with our range anodized colors
- Designed to work with Boost or Superboost Chain lines in 11 or 12 Speed systems from either Shimano™ or SRAM™ and deliver equal shifting and chain retention performance

[MODEL YEAR 2022]

CHAINRINGS



Available Configurations **Helix R SRAM™ Direct Mount Chainring**

| MODEL ID | MODEL NAME | DESCRIPTION | TEETH | COLOR | PN | WEIGHT |
|-------------|----------------------------|--|-------|---------------|------------|--------|
| CR4-HLX-R02 | HELIX R SRAM™ DIRECT MOUNT | HELIX R GUIDERING SRAM™ DIRECT MOUNT 3MM OFFSET SHIMANO™/SRAM™ 11/12S CHAIN COMPATIBLE | 28 | INTERGALACTIC | CR4HRA-120 | TBD |
| CR4-HLX-R02 | HELIX R SRAM™ DIRECT MOUNT | HELIX R GUIDERING SRAM™ DIRECT MOUNT 3MM OFFSET SHIMANO™/SRAM™ 11/12S CHAIN COMPATIBLE | 30 | INTERGALACTIC | CR4HRA-121 | TBD |
| CR4-HLX-R02 | HELIX R SRAM™ DIRECT MOUNT | HELIX R GUIDERING SRAM™ DIRECT MOUNT 3MM OFFSET SHIMANO™/SRAM™ 11/12S CHAIN COMPATIBLE | 32 | INTERGALACTIC | CR4HRA-122 | 48G |
| CR4-HLX-R02 | HELIX R SRAM™ DIRECT MOUNT | HELIX R GUIDERING SRAM™ DIRECT MOUNT 3MM OFFSET SHIMANO™/SRAM™ 11/12S CHAIN COMPATIBLE | 34 | INTERGALACTIC | CR4HRA-123 | TBD |
| CR4-HLX-R02 | HELIX R SRAM™ DIRECT MOUNT | HELIX R GUIDERING SRAM™ DIRECT MOUNT 3MM OFFSET SHIMANO™/SRAM™ 11/12S CHAIN COMPATIBLE | 28 | GREY | CR4HRA-124 | TBD |
| CR4-HLX-R02 | HELIX R SRAM™ DIRECT MOUNT | HELIX R GUIDERING SRAM™ DIRECT MOUNT 3MM OFFSET SHIMANO™/SRAM™ 11/12S CHAIN COMPATIBLE | 30 | GREY | CR4HRA-125 | TBD |
| CR4-HLX-R02 | HELIX R SRAM™ DIRECT MOUNT | HELIX R GUIDERING SRAM™ DIRECT MOUNT 3MM OFFSET SHIMANO™/SRAM™ 11/12S CHAIN COMPATIBLE | 32 | GREY | CR4HRA-126 | 48G |
| CR4-HLX-R02 | HELIX R SRAM™ DIRECT MOUNT | HELIX R GUIDERING SRAM™ DIRECT MOUNT 3MM OFFSET SHIMANO™/SRAM™ 11/12S CHAIN COMPATIBLE | 34 | GREY | CR4HRA-127 | TBD |
| CR4-HLX-R02 | HELIX R SRAM™ DIRECT MOUNT | HELIX R GUIDERING SRAM™ DIRECT MOUNT 3MM OFFSET SHIMANO™/SRAM™ 11/12S CHAIN COMPATIBLE | 28 | EGGPLANT | CR4HRA-128 | TBD |
| CR4-HLX-R02 | HELIX R SRAM™ DIRECT MOUNT | HELIX R GUIDERING SRAM™ DIRECT MOUNT 3MM OFFSET SHIMANO™/SRAM™ 11/12S CHAIN COMPATIBLE | 30 | EGGPLANT | CR4HRA-129 | TBD |
| CR4-HLX-R02 | HELIX R SRAM™ DIRECT MOUNT | HELIX R GUIDERING SRAM™ DIRECT MOUNT 3MM OFFSET SHIMANO™/SRAM™ 11/12S CHAIN COMPATIBLE | 32 | EGGPLANT | CR4HRA-130 | TBD |
| CR4-HLX-R02 | HELIX R SRAM™ DIRECT MOUNT | HELIX R GUIDERING SRAM™ DIRECT MOUNT 3MM OFFSET SHIMANO™/SRAM™ 11/12S CHAIN COMPATIBLE | 34 | EGGPLANT | CR4HRA-131 | TBD |
| CR4-HLX-R02 | HELIX R SRAM™ DIRECT MOUNT | HELIX R GUIDERING SRAM™ DIRECT MOUNT 3MM OFFSET SHIMANO™/SRAM™ 11/12S CHAIN COMPATIBLE | 28 | NARANJA | CR4HRA-132 | TBD |
| CR4-HLX-R02 | HELIX R SRAM™ DIRECT MOUNT | HELIX R GUIDERING SRAM™ DIRECT MOUNT 3MM OFFSET SHIMANO™/SRAM™ 11/12S CHAIN COMPATIBLE | 30 | NARANJA | CR4HRA-133 | TBD |
| CR4-HLX-R02 | HELIX R SRAM™ DIRECT MOUNT | HELIX R GUIDERING SRAM™ DIRECT MOUNT 3MM OFFSET SHIMANO™/SRAM™ 11/12S CHAIN COMPATIBLE | 32 | NARANJA | CR4HRA-134 | 48G |
| CR4-HLX-R02 | HELIX R SRAM™ DIRECT MOUNT | HELIX R GUIDERING SRAM™ DIRECT MOUNT 3MM OFFSET SHIMANO™/SRAM™ 11/12S CHAIN COMPATIBLE | 34 | NARANJA | CR4HRA-135 | TBD |
| CR4-HLX-R02 | HELIX R SRAM™ DIRECT MOUNT | HELIX R GUIDERING SRAM™ DIRECT MOUNT 3MM OFFSET SHIMANO™/SRAM™ 11/12S CHAIN COMPATIBLE | 28 | BRONZE | CR4HRA-136 | TBD |
| CR4-HLX-R02 | HELIX R SRAM™ DIRECT MOUNT | HELIX R GUIDERING SRAM™ DIRECT MOUNT 3MM OFFSET SHIMANO™/SRAM™ 11/12S CHAIN COMPATIBLE | 30 | BRONZE | CR4HRA-137 | TBD |
| CR4-HLX-R02 | HELIX R SRAM™ DIRECT MOUNT | HELIX R GUIDERING SRAM™ DIRECT MOUNT 3MM OFFSET SHIMANO™/SRAM™ 11/12S CHAIN COMPATIBLE | 32 | BRONZE | CR4HRA-138 | 48G |
| CR4-HLX-R02 | HELIX R SRAM™ DIRECT MOUNT | HELIX R GUIDERING SRAM™ DIRECT MOUNT 3MM OFFSET SHIMANO™/SRAM™ 11/12S CHAIN COMPATIBLE | 34 | BRONZE | CR4HRA-139 | TBD |

CHAINGUIDES



Vario Modular Chainguide

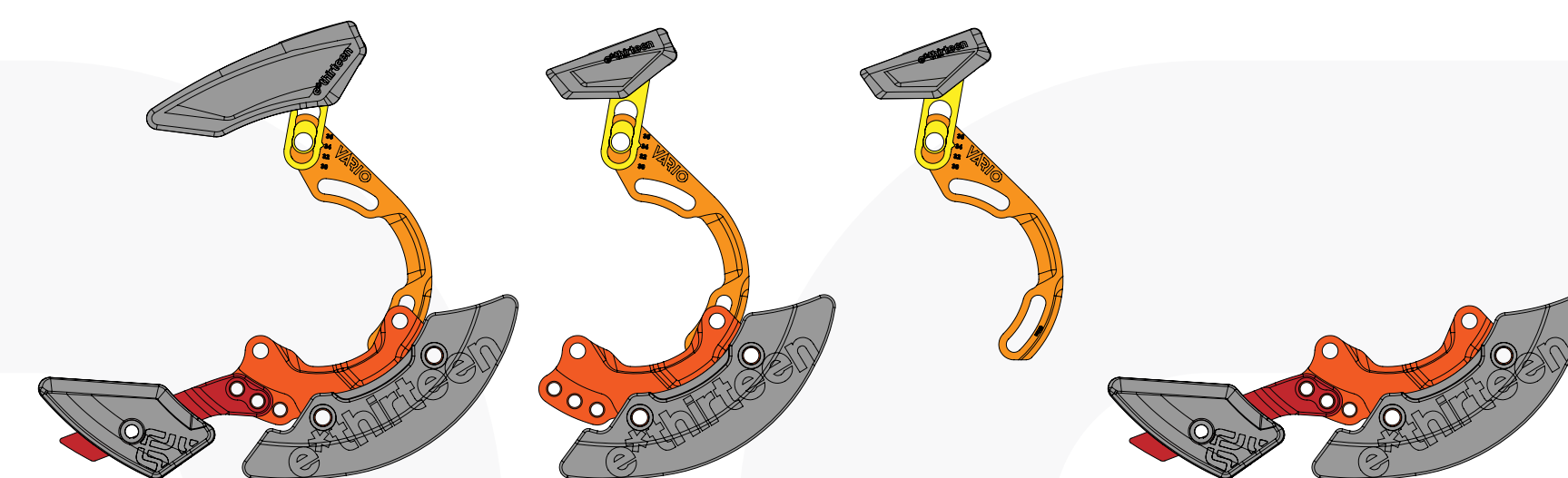
The next evolution of chain retention from the #1 chainguide brand in World Cup DH. Vario is all about modular adjustability, and the new Vario guide lives up to the hype. Today's bikes are so capable you see more and more riders with one bike to do it all. For this reason we've developed a guide that can be configured to serve light weight trail, to aggressive enduro, and all the way to full on DH Race worthy chain retention and protection. Lower idler pulley, a direct mount bash, or the super light version with the upper guide only, you can trust e*thirteen Vario to dial you in for today's ride, or wherever a destination ride takes you.

PRODUCT FEATURES

- Modular design for flexible configurations and tunable retention
- Ultra compact and full coverage sliders
- Bash guards available in 3 sizes for ground clearance
- Bash guards are engineered to deform away from the chainring in the event of a severe impact
- Stealth rubber on lower roller
- All T25 hardware

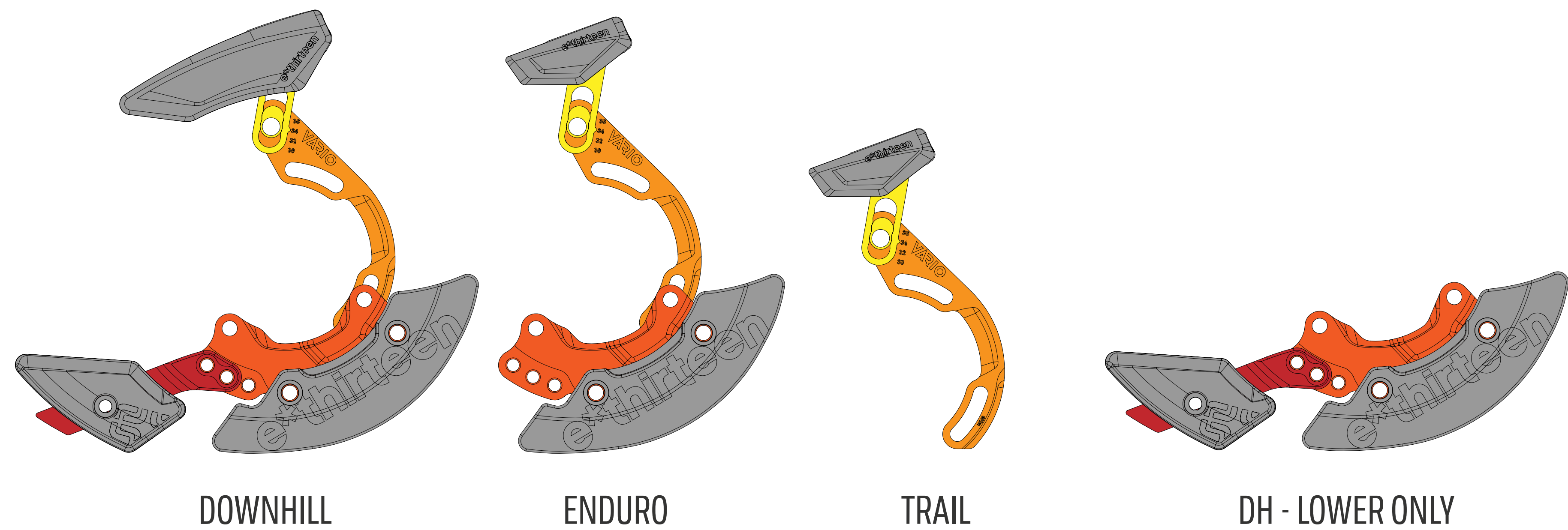
RIDER BENEFITS

- Tunable configuration allows the rider to adjust level of security for your exact needs or conditions
- World Cup proven dependability so you can set it and forget it, and ride with confidence



[MODEL YEAR 2022]


CHAINGUIDES



AVAILABLE CONFIGURATIONS **Vario Modular Chainguide**

| MODEL ID | MODEL NAME | DESCRIPTION | COLOR | ASSEMBLY | PN | WEIGHT |
|-------------|--------------------------|---|-------|-----------------|------------|--------|
| CG3-VAR-P01 | VARIO MODULAR CHAINGUIDE | VARIO CHAINGUIDE DH 105 30-36T | BLACK | DOWNHILL | CG3VPA-100 | TBD |
| CG3-VAR-P01 | VARIO MODULAR CHAINGUIDE | VARIO CHAINGUIDE ENDURO 105 30-36T | BLACK | ENDURO | CG3VPA-101 | TBD |
| CG3-VAR-P01 | VARIO MODULAR CHAINGUIDE | VARIO CHAINGUIDE TRAIL 105 2 BOLT 30-36T | BLACK | TRAIL | CG3VPA-102 | TBD |
| CG3-VAR-P01 | VARIO MODULAR CHAINGUIDE | VARIO CHAINGUIDE DH 105 BASH MOUNT 30-36T | BLACK | DH - LOWER ONLY | CG3VPA-103 | TBD |

CASSETTES



Helix R 12 Speed 9-45T Cassette

Engineered to bridge the compatibility gap between SRAM™ and Shimano™ components, the Helix cassette line ensures versatility and flawless performance regardless of the shifter or chain you run. This 9-45T combination is the hottest set up for light weight gravel bikes and allows for smaller front chainrings, shorter chain length and even more range with our exclusive 9 tooth cog. Futureproof your bike – save weight with added range and attractive color hits with e*thirteen Helix-R cassettes.


PRODUCT FEATURES

- Helix R 12 is 60g Lighter than the TRS+ 9-50T 12 Speed
- Available in colors: Grey and Intergalactic (uses 'PVD Film' to double the durability compared to anodize)
- Compatible with SRAM™ and Shimano™ 12 Speed drivetrains
- Improved shifting performance including Shimano™ 12 Speed compatibility
- Improved interface between steel and aluminum clusters

RIDER BENEFITS

- Reduces rear wheel weights improves braking, suspension function and handling
- Designed to shift with Shimano™ and SRAM™ systems without compromise, so the rider can change components without concern
- e*thirteen's wider range and 9t cog allows riders to run a 2T smaller chainring for more clearance and reduced weights
- Riders can choose from a wide range of colors to customize their way toward a dream build

CASSETTES



Available Configurations **Helix R 12 Speed 9-45T Cassette**

| MODEL ID | MODEL NAME | DESCRIPTION | COLOR | PN | WEIGHT |
|-------------|-------------------|--|---------------|------------|--------|
| FW2-HLX-R03 | HELIX R 12S 9-45T | HELIX RACE CASSETTE 12 SPEED 9-45T | INTERGALACTIC | FW2HRA-100 | 310G |
| FW2-HLX-R03 | HELIX R 12S 9-45T | HELIX RACE CASSETTE 12 SPEED 9-45T | GREY | FW2HRA-101 | 310G |

CASSETTES



Helix R 11 Speed 9-46T Cassette

The Helix R 11 speed 9-46T cassette is the premier choice for 11 Speed MTB drivetrains. It offers best in class weight and allows for smaller front chainrings, shorter chain length and even more range with our exclusive 9 tooth smallest cog. Bring the modern advantages of Helix technology to the classic 11 speed drivetrain; wider range, more ground clearance, cross compatibility, and now in new colors.


PRODUCT FEATURES

- The Helix R 11 is 80g lighter than the TRS+ 9-46T 11 Speed
- Available in colors: Grey, Bronze, and Intergalactic (uses 'PVD Film' to double the durability compared to anodize)
- Compatible with SRAM™ and Shimano™ 11 Speed drivetrains
- Improved shifting performance including Shimano™ 11 Speed compatibility
- Improved interface between steel and aluminum clusters

RIDER BENEFITS

- Designed to shift with Shimano™ and SRAM™ systems without compromise, so the rider can change components without concern
- e*thirteen's wider range and 9T cog allows riders to run a 2T smaller chainring for more clearance and reduced weights
- Riders can choose colors to customize your way toward your dream build
- Reduces rear wheel weights improves braking, suspension function and handling

CASSETTES



Available Configurations **Helix R 11 Speed 9-46T Cassette**

| MODEL ID | MODEL NAME | DESCRIPTION | COGS | COLOR | PN | WEIGHT |
|-------------|-----------------------------|--------------------------------|---------------|---------------|------------|--------|
| FW2-HLX-R02 | HELIX R 11S 9-46 (COMPLETE) | HELIX RACE CASSETTE 11 SPEED | FULL CASSETTE | INTERGALACTIC | FW2HRA-106 | 380G |
| FW2-HLX-R02 | HELIX R 11S 9-46 (COMPLETE) | HELIX RACE CASSETTE 11 SPEED | FULL CASSETTE | BRONZE | FW2HRA-107 | 380G |
| FW2-HLX-R02 | HELIX R 11S 9-46 (COMPLETE) | HELIX RACE CASSETTE 11 SPEED | FULL CASSETTE | GREY | FW2URA-113 | 380G |

CASSETTES



Helix Plus 12 Speed 9-50T Cassette

Engineered for ebike durability and cross experience compatibility with SRAM™ and Shimano™ drivetrains. This 9-50T combination is the hot set up for your 12 Speed MTB and allows for a 2T smaller front chainring, shorter chain length, more clearance and range with our exclusive 9 tooth smallest cog. Futureproof your bike, save weight and cash with the Helix Plus Cassette.


PRODUCT FEATURES

- Compatible with SRAM™ and Shimano™ 12 speed drivetrains
- Improved shifting performance including Shimano™ 12 Speed compatibility
- Improved interface between steel and aluminum clusters
- e*spec uprated for ebike use
- 2-piece design allows for replaceable aluminum cogs

RIDER BENEFITS

- Reduces rear wheel weights improves braking, suspension function and handling
- Designed to shift with Shimano™ and SRAM™ systems without compromise, so the rider can change components without concern
- e*thirteen's wider range and 9T cog allows riders to run a 2T smaller chainring for more clearance and reduced weights

CASSETTES



Available Configurations **Helix Plus 12 Speed 9-50T Cassette**

| MODEL ID | MODEL NAME | DESCRIPTION | COGS | COLOR | PN | WEIGHT |
|-------------|---------------------|--------------------------------|----------------------|-------|------------|--------|
| FW2-HLX-P01 | HELIX PLUS 12S 9-50 | HELIX PLUS CASSETTE 12 SPEED | ALUMINUM/STEEL 9-50T | BLACK | FW2URA-108 | 410G |



RIDER CONTACT

[MODEL YEAR 2022]



RIDER CONTACT

The most memorable rides are the ones where you feel at one with your bike. e*thirteen's goal in developing Rider Contact, whether it's a Handlebar, Stem, Seatpost or Pedals, is to engineer a seamless link between you and your bike. The better the connection, the better the ride. e*thirteen's Rider Contact line gives you the confidence needed to achieve your best ride.

STEMS

Plus 35 Stem.....25

HANDLEBARS

Race Carbon Handlebar.....27

Plus Handlebar.....29

PEDALS

Base Composite Platform Pedals.....31

SEATPOSTS

Vario Dropper Post.....33

[CATEGORIES]

STEMS



Plus 35 Stem

A stem needs to be light, handle some serious impacts and keep the bars in line with the wheel. e*thirteen stems are optimized to use less material to reduce weight while still providing the security and strengths needed to race the Enduro World Series. Also available with anodized bar clamp options.

PRODUCT FEATURES

- 3D forged AL-7050-T7 body and clamps
- 35mm bar clamp
- 1-1/8" steerer Clamp
- 40mm steerer Clamp Stack
- Zero rise
- Zero-Gap faceplates
- Recessed steer clamp bolts
- T25 Hardware

RIDER BENEFITS

- The perfect match to e*thirteen 35mm bars for the best connection with the bike possible
- Forged from AL-7050 aluminum alloy for the ultimate material strength and absolute trust on the trail
- Offered with clamp color options to coordinate with other e*thirteen components

STEMS



Available Configurations **Plus 35 Stem**

| MODEL ID | MODEL NAME | DESCRIPTION | LENGTH | CLAMP COLOR | PN | WEIGHT |
|------------|--------------|---|--------|---------------|------------|--------|
| ST-CTX-P01 | PLUS 35 STEM | PLUS 35 STEM 40MM LENGTH 0 RISE BLACK | 40MM | BLACK | ST1UPA-100 | 145G |
| ST-CTX-P01 | PLUS 35 STEM | PLUS 35 STEM 40MM LENGTH 0 RISE BLACK WITH INTERGALACTIC CLAMPS | 40MM | INTERGALACTIC | ST1UPA-102 | 145G |
| ST-CTX-P01 | PLUS 35 STEM | PLUS 35 STEM 40MM LENGTH 0 RISE BLACK WITH BRONZE CLAMPS | 40MM | BRONZE | ST1UPA-103 | 145G |
| ST-CTX-P01 | PLUS 35 STEM | PLUS 35 STEM 40MM LENGTH 0 RISE BLACK WITH EGGPLANT CLAMPS | 40MM | EGGPLANT | ST1UPA-104 | 145G |
| ST-CTX-P01 | PLUS 35 STEM | PLUS 35 STEM 40MM LENGTH 0 RISE BLACK WITH NARANJA CLAMPS | 40MM | NARANJA | ST1UPA-105 | 145G |
| ST-CTX-P01 | PLUS 35 STEM | PLUS 35 STEM 50MM LENGTH 0 RISE BLACK WITH INTERGALACTIC CLAMPS | 50MM | INTERGALACTIC | ST1UPA-106 | 163G |
| ST-CTX-P01 | PLUS 35 STEM | PLUS 35 STEM 50MM LENGTH 0 RISE BLACK WITH BRONZE CLAMPS | 50MM | BRONZE | ST1UPA-107 | 163G |
| ST-CTX-P01 | PLUS 35 STEM | PLUS 35 STEM 50MM LENGTH 0 RISE BLACK WITH EGGPLANT CLAMPS | 50MM | EGGPLANT | ST1UPA-108 | 163G |
| ST-CTX-P01 | PLUS 35 STEM | PLUS 35 STEM 50MM LENGTH 0 RISE BLACK WITH NARANJA CLAMPS | 50MM | NARANJA | ST1UPA-109 | 163G |
| ST-CTX-P01 | PLUS 35 STEM | PLUS 35 STEM 50MM LENGTH 0 RISE BLACK | 50MM | BLACK | ST1UPA-101 | 163G |

HANDLEBARS



Race Carbon Handlebar

The e*thirteen Race Carbon Handlebar delivers all the strength of the Plus bar at an even lighter weight. These bars have been tested extensively to meet every international standard and validated on the world cup stage, so riders can enjoy the benefits of carbon with total trust. 800mm of width allows for an ideal set up on DH rigs and can be cut down for rider preference.

PRODUCT FEATURES

- 35mm clamp w/ 20mm and 35mm rises, and 9 back & 5 up bends
- Full carbon fiber construction
- Custom engineered for optimal strength, flex and weight
- 9 degrees of backsweep is easier on the wrists than most traditional bends, and 5 degrees of upsweep offers comfort at all angles
- 2 New color combinations available, Seafoam & Red, and 3D Intergalactic logos

RIDER BENEFITS

- Rider Benefits: Carbon fiber for the lightest weight and the ultimate in control and feel. Light enough for XC, and strong enough for DH
- Comfortable bends that feel natural and make you feel at one with your ride
- Engineered to offer compliance when you need take the edge off the trail without compromising strength
- Now with color options to coordinate with your other components



HANDLEBARS

Available Configurations **Race Carbon Handlebar**

| MODEL ID | MODEL NAME | DESCRIPTION | RISE | COLOR | PN | WEIGHT |
|-------------|-----------------------|--|------|---------------|------------|--------|
| HA1-CTX-R01 | RACE CARBON HANDLEBAR | RACE 35 HANDLEBAR 800MM WIDE 20MM RISE 9/5 SWEEP | 20MM | INTERGALACTIC | HA1URA-102 | 234G |
| HA1-CTX-R01 | RACE CARBON HANDLEBAR | RACE 35 HANDLEBAR 800MM WIDE 20MM RISE 9/5 SWEEP | 20MM | SEAFOAM - RED | HA1URA-104 | 234G |
| HA1-CTX-R01 | RACE CARBON HANDLEBAR | RACE 35 HANDLEBAR 800MM WIDE 20MM RISE 9/5 SWEEP | 20MM | BLACK | HA1URA-100 | 234G |
| HA1-CTX-R01 | RACE CARBON HANDLEBAR | RACE 35 HANDLEBAR 800MM WIDE 35MM RISE 9/5 SWEEP | 35MM | INTERGALACTIC | HA1URA-103 | 234G |
| HA1-CTX-R01 | RACE CARBON HANDLEBAR | RACE 35 HANDLEBAR 800MM WIDE 35MM RISE 9/5 SWEEP | 35MM | SEAFOAM - RED | HA1URA-105 | 234G |
| HA1-CTX-R01 | RACE CARBON HANDLEBAR | RACE 35 HANDLEBAR 800MM WIDE 35MM RISE 9/5 SWEEP | 35MM | BLACK | HA1URA-101 | 234G |

HANDLEBARS



Plus Handlebar

Our Triple butted AL7050-T7 35mm clamp 20 & 35mm riser bars delivers a light weight at a strength riders can trust. Tested and validated on the World Cup stage, e*thirteen's commitment to using the best materials and extensively engineered butting profile gives riders compliance through vibration and big hits. 800mm ensures riders have enough bar for any bike from DH to trail.

PRODUCT FEATURES

- 35mm clamp w/ 20mm and 35mm rises, and 9 back & 5 up bends • Triple butted AL7050-T7 aluminum alloy
- Custom engineered butting for optimal strength, flex and weight
- 9 degrees of backsweep is easier on the wrists than most traditional bends, and 5 degrees of upsweep offers comfort at all angles

RIDER BENEFITS

- Lighter weight for better control and feel
- AL-7050 alloy for the strength to go as big as the trail requires
- Comfortable bends make you feel at one with the ride
- Triple Butted tubing offers compliance to reduce wrist fatigue

HANDLEBARS



Available Configurations **Plus Handlebar**

| MODEL ID | MODEL NAME | DESCRIPTION | RISE | COLOR | PN | WEIGHT |
|-------------|----------------|--|------|-------|------------|--------|
| HA1-CTX-P01 | PLUS HANDLEBAR | PLUS 35 HANDLEBAR 800MM WIDE 9/5 SWEEP | 20MM | BLACK | HA1UPA-100 | 295G |
| HA1-CTX-P01 | PLUS HANDLEBAR | PLUS 35 HANDLEBAR 800MM WIDE 9/5 SWEEP | 20MM | BLACK | HA1UPA-101 | 295G |

PEDALS



Base Composite Platform Pedals

e*thirteen Base Composite Platform Pedals are a composite solution for performance platform pedals. e*thirteen engineered these to be ultra low profile, light weight, impact resistant, and strong. Our almost unbreakable composite platform has 11 replaceable steel pins per side providing rebuildable and tunable bite. Forged, heat-treated chromoly spindles with DU bushings and cartridge bearings allow for a minimal profile platform with the largest spindle diameter and the highest strength possible.

PRODUCT FEATURES

- Impact resistant, low profile composite platform
- 22 replaceable steel traction pins per pedal
- Oversized forged, heat treated chromoly spindle with durable DU bushings and sealed cartridge bearings
- Range of colors available for customization

RIDER BENEFITS

- Composite material for incredible pedal strike resistance and ultimate durability
- Engineered low profile design optimizes efficiency, traction, clearance and control
- Cartridge and DU bushing bearings for longevity, efficiency and durability
- Adjustable grip with removable and replaceable steel traction pins
- Now available in New Naranja and Eggplant to match other e*thirteen components

PEDALS



Available Configurations **Base Composite Platform Pedals**

| MODEL ID | MODEL NAME | DESCRIPTION | COLOR | PN | WEIGHT |
|-------------|-------------------------------|--|----------|------------|--------|
| PD2-CTX-B01 | BASE COMPOSITE PLATFORM PEDAL | BASE FLAT PEDAL COMPOSITE BODY 22 PINS | BLACK | PD2USA-100 | 399G |
| PD2-CTX-B01 | BASE COMPOSITE PLATFORM PEDAL | BASE FLAT PEDAL COMPOSITE BODY 22 PINS | RED | PD2USA-101 | 399G |
| PD2-CTX-B01 | BASE COMPOSITE PLATFORM PEDAL | BASE FLAT PEDAL COMPOSITE BODY 22 PINS | BLUE | PD2USA-102 | 399G |
| PD2-CTX-B01 | BASE COMPOSITE PLATFORM PEDAL | BASE FLAT PEDAL COMPOSITE BODY 22 PINS | EGGPLANT | PD2USA-103 | 399G |
| PD2-CTX-B01 | BASE COMPOSITE PLATFORM PEDAL | BASE FLAT PEDAL COMPOSITE BODY 22 PINS | NARANJA | PD2USA-104 | 399G |

SEATPOSTS



Vario Dropper Post

The Vario™ Dropper Post is the newest addition to our component line, and now comes in a wider range of sizes for every rider type and discipline. It uses a proven, gas-charged spring allowing infinitely-adjustable travel, and requires 20% less compression force than the competition. Our unique upper bushing allows travel adjustments in 5mm increments to a 30mm maximum. Travel adjust is tool-free, no need to even remove the post from the bike.

PRODUCT FEATURES

- Travel is adjustable by 30mm without tools
- Infinite travel gas spring
- Dual matte/polished finishing
- 3D forged stanchion with integrated head
- M6 T25 head hardware eliminates creaking
- 28° seat angle adjustment
- Extra 12mm of fore/aft saddle adjustment

RIDER BENEFITS

- Engineered to deliver the most travel for any frame design
- The Vario post further allows for fine tuning of the saddle maximum and minimum extensions
- Engineered to be lighter, more reliable and adjustable for a custom fit that never fails

SEATPOSTS



Available Configurations **Vario Dropper Post**

| MODEL ID | MODEL NAME | DESCRIPTION | CLAMP | TRAVEL | PN | WEIGHT |
|-------------|--------------------|---|-------|-----------|------------|--------|
| SP2-VAR-P01 | VARIO DROPPER POST | VARIO INFINITE DROPPER ADJUSTABLE TRAVEL NO LEVER, CABLE, OR HOUSING BLACK | 30.9 | 90-120MM | SP2UPA-105 | 450G |
| SP2-VAR-P01 | VARIO DROPPER POST | VARIO INFINITE DROPPER ADJUSTABLE TRAVEL NO LEVER, CABLE, OR HOUSING BLACK | 30.9 | 120-150MM | SP2UPA-100 | 556G |
| SP2-VAR-P01 | VARIO DROPPER POST | VARIO INFINITE DROPPER ADJUSTABLE TRAVEL NO LEVER, CABLE, OR HOUSING BLACK | 30.9 | 150-180MM | SP2UPA-102 | 607G |
| SP2-VAR-P01 | VARIO DROPPER POST | VARIO INFINITE DROPPER ADJUSTABLE TRAVEL NO LEVER, CABLE, OR HOUSING BLACK | 31.6 | 90-120MM | SP2UPA-106 | 450G |
| SP2-VAR-P01 | VARIO DROPPER POST | VARIO INFINITE DROPPER ADJUSTABLE TRAVEL NO LEVER, CABLE, OR HOUSING BLACK | 31.6 | 120-150MM | SP2UPA-101 | 577G |
| SP2-VAR-P01 | VARIO DROPPER POST | VARIO INFINITE DROPPER ADJUSTABLE TRAVEL NO LEVER, CABLE, OR HOUSING BLACK | 31.6 | 150-180MM | SP2UPA-103 | 623G |
| SP2-VAR-P01 | VARIO DROPPER POST | VARIO INFINITE DROPPER ADJUSTABLE TRAVEL NO LEVER, CABLE, OR HOUSING BLACK | 31.6 | 180-210MM | SP2UPA-108 | 660G |
| SP2-VAR-P01 | VARIO DROPPER POST | VARIO 1X DROPPER LEVER ADJUSTABLE PADDLE WITH GRIP TAPE MATCHMAKER COMPATIBLE INCL. HANDLEBAR CLAMP, CABLE AND HOUSING BLACK | N/A | N/A | SP2UPA-104 | 73 |



WHEELS. TIRES. TUBELESS.

[MODEL YEAR 2022]

e*thirteen

WHEELS, TIRES & TUBELESS

e*thirteen's Wheels and Tires can make the greatest differences in performance, capability and control. Our innovative Wheel and Tire solutions allow riders to tune the right balance of weight, durability, traction, efficiency, responsiveness and speed to transform the bike's personality completely. e*thirteen Wheels and Tires are World Cup proven, and any rider can experience the same advantages that we provide our pro athletes.

TIRES

| | |
|---------------------------------------|----|
| Grappler 2.5 Tire..... | 37 |
| Optimus 2.4 Tire..... | 39 |
| Zeppelin 2.7 Tire..... | 41 |
| All-Terrain 2.4" Versatile Tread..... | 43 |

TUBELESS

| | |
|---------------------------------------|----|
| Quick Fill Plasma Tubeless Valve..... | 45 |
|---------------------------------------|----|

[CATEGORIES]

TIRES



Grapppler 2.5 Tire

Designed to tame the most technical trails, the Grapppler's generously spaced center tread digs into the chunder as well as distribute knob pressure evenly across the tire patch for ultimate grip on even the steepest slabs. The intermediate knob generates a smooth transition into the hard biting side knobs. Accordion sipes allow for the side knobs to find their home in uneven, rough terrain.

PRODUCT FEATURES

- For control through aggressive terrain, dry or wet
- Available in Downhill or Enduro casings
- Get high efficiency with the Endurance compound or the ultimate grip with MoPo compound
- The intermediate knob generates a smooth transition into the hard biting side knobs
- Accordion sipes allow for the side knobs to find their home in uneven, rough terrain

RIDER BENEFITS

- Tread designed to give the most bite and control in loose, loamy or wet conditions
- Knob designs engineered to reduce fold-over for positive cornering at aggressive lean angles
- MoPo, our softest and slowest rebound compound let's riders attack wet roots, and slick rock with the most confidence and control
- Casing options allow riders more sidewall protection or lighter weights depending on preferences

TIRES



Available Configurations **Grappler 2.5 Tire**

| MODEL ID | MODEL NAME | DESCRIPTION | SIZE | CASING | COMPOUND | COLOR | PN | WEIGHT |
|-------------|-------------------|---|-------|--------|-----------|----------|------------|--------|
| TR2-GRP-P01 | GRAPPLER 2.5 TIRE | GRAPPLER TIRE 29" X 2.5" | 29" | DH | ENDURANCE | BLACK | TR2LPA-120 | 1405G |
| TR2-GRP-P01 | GRAPPLER 2.5 TIRE | GRAPPLER TIRE 29" X 2.5" E*SPEC READY | 29" | ENDURO | ENDURANCE | BLACK | TR2LPA-122 | 1290G |
| TR2-GRP-P01 | GRAPPLER 2.5 TIRE | GRAPPLER TIRE 29" X 2.5" | 29" | DH | MOPO | BLACK | TR2LRA-122 | 1395G |
| TR2-GRP-P01 | GRAPPLER 2.5 TIRE | GRAPPLER TIRE 29" X 2.5" | 29" | ENDURO | MOPO | SKINWALL | TR2LRA-124 | TBD |
| TR2-GRP-P01 | GRAPPLER 2.5 TIRE | GRAPPLER TIRE 29" 2.5" | 29" | ENDURO | MOPO | BLACK | TR2LRA-126 | 1225G |
| TR2-GRP-P01 | GRAPPLER 2.5 TIRE | GRAPPLER TIRE 27.5" X 2.5" | 27.5" | DH | ENDURANCE | BLACK | TR2LPA-119 | 1315G |
| TR2-GRP-P01 | GRAPPLER 2.5 TIRE | GRAPPLER TIRE 27.5" X 2.5" E*SPEC READY | 27.5" | ENDURO | ENDURANCE | BLACK | TR2LPA-121 | 1175G |
| TR2-GRP-P01 | GRAPPLER 2.5 TIRE | GRAPPLER TIRE 27.5" X 2.5" | 27.5" | DH | MOPO | BLACK | TR2LRA-121 | 1320G |
| TR2-GRP-P01 | GRAPPLER 2.5 TIRE | GRAPPLER TIRE 27.5" X 2.5" | 27.5" | ENDURO | MOPO | SKINWALL | TR2LRA-123 | TBD |
| TR2-GRP-P01 | GRAPPLER 2.5 TIRE | GRAPPLER TIRE 27.5" 2.5" | 27.5" | ENDURO | MOPO | BLACK | TR2LRA-125 | 1150G |

TIRES



Optimus 2.4 Tire

Optimized for long days in the saddle, the Optimus' fast rolling center tread and supple casing is all about efficiency and comfort. When the terrain gets a little rowdy, the hard biting intermediate and side knobs keep things under control in the corners and off camber.

PRODUCT FEATURES

- Low roll resistance design.
- Trail capable traction with XC weight.
- High efficiency, low wear rate compound.
- Available in XC or Trail casings.

RIDER BENEFITS

- Faster rolling tires for efficiency and speed up the climb.
- High volume 2.4 casing and unique tread let's the rider push descents with the control of a trail tire.
- Special "endurance" compound offers 30% more tread life.

TIRES



Available Configurations **Optimus 2.4 Tire**

| MODEL ID | MODEL NAME | DESCRIPTION | SIZE | CASING | PN | WEIGHT |
|-------------|---------------------------------|--|-------|--------|------------|--------|
| TR2-OPT-P01 | OPTIMUS 2.4" FAST ROLLING TREAD | OPTIMUS TIRE 2.4" ENDURANCE COMPOUND BLACK | 29" | TRAIL | TR2XPA-100 | 811G |
| TR2-OPT-P01 | OPTIMUS 2.4" FAST ROLLING TREAD | OPTIMUS TIRE 2.4" ENDURANCE COMPOUND BLACK | 29" | XC | TR2XPA-102 | 738G |
| TR2-OPT-P01 | OPTIMUS 2.4" FAST ROLLING TREAD | OPTIMUS TIRE 2.4" ENDURANCE COMPOUND BLACK | 27.5" | TRAIL | TR2XPA-101 | 766G |
| TR2-OPT-P01 | OPTIMUS 2.4" FAST ROLLING TREAD | OPTIMUS TIRE 2.4" ENDURANCE COMPOUND BLACK | 27.5" | XC | TR2XPA-103 | 698G |

TIRES



Zeppelin 2.7 Tire

Engineered for mullet ebikes, the Zeppelin tread and casing provide grip and support at lower inflation pressure. The knob spacing allows for even pressure and better wear, making it the perfect blend of performance and longevity required on modern ebikes

PRODUCT FEATURES

- Large volume e*spec design for ebikes.
- Heavy duty casing options.
- High efficiency compound for a better wear rate and battery life.

RIDER BENEFITS

- Aggressive tread design for the added weights and power of EMTB trail riders.
- More supportive e*spec 2.7" casing helps take hits and transfer ebike torque to the ground for more efficient climbs.
- "Endurance" compound extends tire life by 30% without compromising control.
- Casing options allow riders more sidewall protection or lighter weights, depending on preferences.

TIRES



Available Configurations **Zeppelin 2.7**

| MODEL ID | MODEL NAME | DESCRIPTION | CASING | PN | WEIGHT |
|-------------|--------------------------------|--|--------|------------|--------|
| TR2-ZEP-P01 | ZEPPELIN 2.7" EBIKE REAR TREAD | ZEPPELIN TIRE 27.5" 2.7" ENDURANCE COMPOUND E*SPEC READY BLACK | ENDURO | TR2LPA-123 | 1300G |
| TR2-ZEP-P01 | ZEPPELIN 2.7" EBIKE REAR TREAD | ZEPPELIN TIRE 27.5" 2.7" ENDURANCE COMPOUND E*SPEC READY BLACK | TRAIL | TR2LPA-124 | 1230G |

TIRES



All-Terrain 2.4" Versatile Tread Tire

All-terrain basically says it all, this is a do all tire that will shame most competing tires in their more focused conditions. Efficiency was the goal on this one along with extreme turn angle and braking traction. If you're looking for a trail tire that can go from the hardpack trails of social, to the mossy loam up in BC and hold it's own, the AT is ready to satisfy.

PRODUCT FEATURES

- All around trail tire, hardpack to loam conditions
- TR, ENand DH casing options
- High efficiency and ultimate grip compound options

RIDER BENEFITS

- Tread designed to excel in every condition, this do all tire that delivers confident control no matter the conditions.
- Compound and Casing options to support you with the best configuration for your specific needs.

TIRES



Available Configurations **All-Terrain 2.4" Versatile Tread Tire**

| MODEL ID | MODEL NAME | DESCRIPTION | COMPOUND | CASING | PN | WEIGHT |
|-------------|---------------------------------------|---|-----------|--------|------------|--------|
| TR2-ATT-P01 | ALL TERRAIN 2.4" VERSATILE TREAD TIRE | ALL-TERRAIN TIRE 29" X 2.4" BLACK | MOPO | ENDURO | TR2LRA-128 | 1200G |
| TR2-ATT-P01 | ALL TERRAIN 2.4" VERSATILE TREAD TIRE | ALL-TERRAIN TIRE 29" 2.4" BLACK | CONTROL | ENDURO | TR2LRA-130 | 1200G |
| TR2-ATT-P01 | ALL TERRAIN 2.4" VERSATILE TREAD TIRE | ALL-TERRAIN TIRE 29" X 2.4" BLACK | MOPO | DH | TR2LRA-132 | 1375G |
| TR2-ATT-P01 | ALL TERRAIN 2.4" VERSATILE TREAD TIRE | ALL-TERRAIN TIRE 29" X 2.4" BLACK | ENDURANCE | TRAIL | TR2TPA-110 | 1120G |
| TR2-ATT-P01 | ALL TERRAIN 2.4" VERSATILE TREAD TIRE | ALL-TERRAIN TIRE 29" X 2.4" BLACK | CONTROL | TRAIL | TR2TRA-112 | 1120G |
| TR2-ATT-P01 | ALL TERRAIN 2.4" VERSATILE TREAD TIRE | ALL-TERRAIN TIRE 27.5" X 2.4" BLACK | MOPO | ENDURO | TR2LRA-127 | 1115G |
| TR2-ATT-P01 | ALL TERRAIN 2.4" VERSATILE TREAD TIRE | ALL-TERRAIN TIRE 27.5" X 2.4" BLACK | CONTROL | ENDURO | TR2LRA-129 | 1115G |
| TR2-ATT-P01 | ALL TERRAIN 2.4" VERSATILE TREAD TIRE | ALL-TERRAIN TIRE 27.5" X 2.4" BLACK | MOPO | DH | TR2LRA-131 | 1295G |
| TR2-ATT-P01 | ALL TERRAIN 2.4" VERSATILE TREAD TIRE | ALL-TERRAIN TIRE 27.5" X 2.4" BLACK | ENDURANCE | TRAIL | TR2TPA-109 | 1050G |
| TR2-ATT-P01 | ALL TERRAIN 2.4" VERSATILE TREAD TIRE | ALL-TERRAIN TIRE 27.5" X 2.4" BLACK | CONTROL | TRAIL | TR2TRA-111 | 1055G |
| TR2-ATT-P01 | ALL TERRAIN 2.4" VERSATILE TREAD TIRE | ALL-TERRAIN TIRE 27.5" X 2.4" BLACK | MOPO | TRAIL | TR2TRA-113 | 1055G |

TUBELESS



Quick Fill Plasma Tubeless Valve

The Gen 2 Quick Fill Plasma Valve allows riders to add fresh sealant without breaking the tire bead, and without the need for tools. The 2-piece, forged aluminum alloy design has an oversized stem that when removed, allows for sealant injection direct from the bottle, mess-free. It's a cleaner, simpler to use, and more reliable solution for Presta valve tubeless setup.

PRODUCT FEATURES

- Large diameter section for high flow sealant filling, direct from bottle
- Available in 2 lengths to accommodate most rim profiles
- Tool-free installation and sealant application
- Forged aluminum alloy construction
- Anodized colors available

RIDER BENEFITS

- Engineered to make tubeless tire changes and maintenance easier
- Requires less time, better valve function, and less cleaning after sealant application

TUBELESS



Available Configurations Quick Fill Plasma Tubeless Valve

| MODEL ID | MODEL NAME | DESCRIPTION | RIM DEPTH | COLOR | PN | WEIGHT |
|-------------|-------------------------|---|-----------|---------------|------------|--------|
| TR2-CTX-P01 | QUICK FILL PLASMA VALVE | QUICKFILL TUBELESS VALVES GEN2 2 PIECES | 16-24MM | BLACK | TR2UNA-108 | 17G |
| TR2-CTX-P01 | QUICK FILL PLASMA VALVE | QUICKFILL TUBELESS VALVES GEN2 2 PIECES | 16-24MM | BRONZE | TR2UNA-109 | 17G |
| TR2-CTX-P01 | QUICK FILL PLASMA VALVE | QUICKFILL TUBELESS VALVES GEN2 2 PIECES | 16-24MM | EGGPLANT | TR2UNA-110 | 17G |
| TR2-CTX-P01 | QUICK FILL PLASMA VALVE | QUICKFILL TUBELESS VALVES GEN2 2 PIECES | 16-24MM | NARANJA | TR2UNA-111 | 17G |
| TR2-CTX-P01 | QUICK FILL PLASMA VALVE | QUICKFILL TUBELESS VALVES GEN2 2 PIECES | 16-24MM | INTERGALACTIC | TR2UNA-112 | 17G |
| TR2-CTX-P01 | QUICK FILL PLASMA VALVE | QUICKFILL TUBELESS VALVES GEN2 2 PIECES | 23-31MM | BLACK | TR2UNA-113 | 118G |
| TR2-CTX-P01 | QUICK FILL PLASMA VALVE | QUICKFILL TUBELESS VALVES GEN2 2 PIECES | 23-31MM | BRONZE | TR2UNA-114 | 118G |
| TR2-CTX-P01 | QUICK FILL PLASMA VALVE | QUICKFILL TUBELESS VALVES GEN2 2 PIECES | 23-31MM | EGGPLANT | TR2UNA-115 | 118G |
| TR2-CTX-P01 | QUICK FILL PLASMA VALVE | QUICKFILL TUBELESS VALVES GEN2 2 PIECES | 23-31MM | NARANJA | TR2UNA-116 | 118G |
| TR2-CTX-P01 | QUICK FILL PLASMA VALVE | QUICKFILL TUBELESS VALVES GEN2 2 PIECES | 23-31MM | INTERGALACTIC | TR2UNA-117 | 118G |