


KASTLE

ALPINE

WORKBOOK 23|24



INHALT CONTENT

6 LINE-UP

8 THE BRAND



10 BOOTS



12 RACE ALPINE

16 RX 12 Factory FIS WC **NEW**

18 RX 12 Factory FIS Masters **NEW**

19 RX 12 Factory FIS **NEW**



PISTE

20 KX Holly **NEW**

22 RX 12 **NEW** | 11

24 PX 66 | 71 | 81



ALL-MOUNTAIN

26 DX 72 | 84 **NEW**

28 MX 75 | 83 | 88 | 98



FREERIDE

30 ZX Alpha

32 ZX 92 | 100 | 108 | 115 **NEW**

34 FX Ti 86 | 96 | 106



TOUR

36 TX 65 WC

38 TX 77 | 87 | 93 | 103

40 TX UP 87 | 93 **NEW**

41 TX W 87 | 93



42 TERRA

44 OBSIDIAN 92 | QUARTZ 72 | MARBLE 84 **NEW**



LEGENDARY COLLECTION

46 LEGEND 1966 CPM

LEGEND 1956



SPECIALS

47 FIGL

SHORTY

48 AERIAL X

MOGUL X

50 TECHNOLOGY



54 ACCESSORIES

56 BINDUNGEN BINDINGS

60 FELLE CLIMBING SKINS

61 STÖCKE POLES



64 MERCHANDISE

LINE-UP ALPINE 23|24

RACE



RX12
FACTORY FIS WC
NEW

RX12
FACTORY FIS
NEW

PISTE



KX
KIDS
NEW

RX12
NEW

RX11

PX

TOUR



TX^{WC}
RACE

TX

TXUP
NEW

TXW

ALL-MOUNTAIN



MX

DX
NEW

FREERIDE



ZX^{ALPHA}

ZX
NEW

FX Ti

TERRA



TERRA
WOMEN
NEW

LEGEND



LEGEND

SPECIALS



FIGL
SPRING SKI

SHORTY
RACE

AERIAL X
MOGUL X

DIE MARKE

THE BRAND

Ein stets vorausschauendes, unkonventionelles Denken, das Streben nach Innovation, die Liebe zur Technologie und zum Detail, der ungebrochene Pioniergeist – dafür stehen, arbeiten und leben wir seit bald 100 Jahren.

Als Anton Kästle 1924 sein erstes Paar Ski in der Hohenemser Wagnereiwerkstätte fertigte, war wohl niemandem bewusst, welche Meilensteine die Marke noch erreichen würde.

Nach der Ära von 1948 bis 1998, die über 130 Medaillen bei Weltmeisterschaften und Olympischen Spielen hervorbrachte, setzte man in den beiden letzten Jahrzehnten auf Konstruktionstechnologien aus dem Rennlauf, um sie bei der Serienproduktion für alle Kästle Premium-Ski einzusetzen.

Den Mittelpunkt des Hauptsitzes in Hohenems bildet die altherwürdige Fabrik. Heute dient der Produktionsstandort als feine Manufaktur, die zum Zentrum der R&D-Abteilung und des Alpiner Race Departments geworden ist. Hier werden limitierte Serien und Rennski für unsere Athleten in penibelster Handarbeit produziert.

Kästle steht mit seinen Produkten für Performance, Qualität und Langlebigkeit. Am zweiten Produktionsstandort im tschechischen Wintersport und Mountainbike Mekka Nové Město na Moravě wurde daher zuletzt massiv in modernste Anlagen investiert, um den hohen Ansprüchen an die Herstellung eines Kästle Skis gerecht zu werden.

Mutiger Pioniergeist hat die Marke KÄSTLE 1924 ins Leben gerufen und es ist eben dieser Spirit, der die Marke, das Team heute noch prägt und alle dazu inspiriert, die Geschichte fortzuschreiben. Das Resultat sind innovative Produkte für leidenschaftliche Wintersportler, die genauso wenig an Grenzen glauben wie wir.

A constantly progressive, unconventional way of thinking, the pursuit of innovation, the love for technology and detail, the unwavering pioneering spirit - that is what we have been standing, working and living for these past 100 years.

When Anton Kästle made his first pair of skis in a wainwright's workshop in Hohenems in 1924, nobody was aware of the milestones the brand would go on to achieve.

After the era from 1948 to 1998, which brought over 130 medals at World Championships and Olympic Games, the last two decades have seen the company adapt construction technologies from racing to be used in series production for all Kästle skis.

The centerpiece of the headquarters in Hohenems is the time-honored factory, where it all began. Today, the production site serves as a fine manufacturing facility that has become the home of the R&D division and the Alpine race department. Here, limited series and race skis for our athletes are produced with meticulous craftsmanship.

Kästle products stand for performance, quality and durability. At the second production facility based in the Czech winter sports and mountain biking mecca of Nové Město na Moravě, significant investments have recently been made to meet the high demands of manufacturing a Kästle ski.

Courageous pioneering spirit brought the KÄSTLE brand to life in 1924 and it is this very spirit that continues to shape the brand, the team today and inspires everyone to continue the story. The results are innovative products for passionate winter sports enthusiasts who believe as little in limits as we do.

The image shows a large, vertical logo for Kästle on a light-colored wall. The logo consists of a stylized mountain peak icon at the top, followed by the word 'KÄSTLE' in a bold, sans-serif font. Below this, the word 'SKI' is written in a stylized, outlined font. The wall is part of a building with a brick chimney on the right side. The background shows a dense forest of trees under a bright sky.

KÄSTLE
SKI

K_BOOTS

ALPINE

> K_TILT

der anpassungsfähige Spoiler für mehr Kontrolle

more control thanks to the adaptive spoiler



> K_ACTIVE

Power Control dank schrittweiser Lockerung

Power Control thanks to its gradual flex

> K_RELEASE

„Ultra Flat“-Schnallen mit ergonomischer Blitzöffnung dank voll integriertem Auslöser

“Ultra Flat” buckles with ergonomic flash opening thanks to a fully integrated trigger mechanism

> K_BLEND

für bessere Performance bei allen Bedingungen und Temperaturen

better performance in all conditions and temperatures

> K_FIT

die Balance zwischen Komfort und Leistung

the perfect balance between comfort and performance



PERFORMANCE+







PERFORMANCE



MODEL	K150_R FACTORY ITEM.NO. K150RF..22	K130_R FACTORY ITEM.NO. K130RF..22
FLEX	150	130
SIZE	22.5 23.5 24.5 25.5 26.5 27.5 28.5	
LAST / WEIGHT	91.5 / 2170 g (26.5)	
MATERIAL	K-Blend	
TECHNOLOGY	K-Release K-Active K-Tilt	
INCLUDED	canting 0.5°-1° lifter plates 5 mm / 3 mm & screws K-Tilt Spoiler TX20 driver Teeth Catch	
OPTIONAL PARTS	foam liner booster in 2 versions: soft & stiff	



MODEL	K130_P ITEM.NO. K130P..22	K130_PLV ITEM.NO. K130PLV..23	K110_P ITEM.NO. K110P..23	K110_PLV ITEM.NO. K110PLV..23	K120_P ITEM.NO. K120P..22	K120_PLV ITEM.NO. K120PLV..23	K100_P ITEM.NO. K100P..23	K100_PLV ITEM.NO. K100PLV..23
FLEX	130		110		120		100	
SIZE	24 24.5 25 25.5 ... 29 29.5 30 30.5				22 22.5 23 23.5 24 24.5 25 25.5 26 26.5			
LAST / WEIGHT	100 / 1985g (26.5)	97 / 2035g (26.5)	100 / 2010g (26.5)	97 / 2060g (26.5)	100 / 1985g (26.5)	97 / 2035g (26.5)	100 / 2010g (26.5)	97 / 2060g (26.5)
LINER	Performance+		Performance		Performance+		Performance	
TECHNOLOGY	K-Release K-Active K-Blend / TPU K-Fit lifter plates premounted		K-Fit TPU GripWalk premounted 		K-Release K-Active K-Fit TPU lifter plates premounted		K-Fit TPU GripWalk premounted 	
INCLUDED	laces K-Tilt spoiler K-Fit liner pads GripWalk 		laces K-Fit liner pads plastic sole plates		laces K-Tilt spoiler K-Fit liner pads GripWalk 		laces K-Fit liner pads plastic sole plates	
OPTIONAL PARTS	canting (0.5° - 1°) booster in 2 versions: soft & stiff		K-Tilt spoiler K-Active		canting (0.5°-1°) booster in 2 versions: soft & stiff		K-Tilt spoiler K-Active	

RACE

ALPINE



DER WEG ZURÜCK AN DIE SPITZE

Kästle blickt stolz auf eine stark im Rennlauf verwurzelte Historie zurück. Toni Sailer, Pirmin Zurbriggen, Anita Wachter, Hubert Strolz, Kjetil André Aamodt, Tom Stiansen sind einige von den zahlreich zu nennenden Meistern ihres Fachs, die auf Kästle Ski in Summe 133 Medaillen bei Olympischen Spielen und Weltmeisterschaften gewonnen haben.

Jegliche Entwicklung unserer Serienski findet ihren Ursprung in Technologien aus dem Rennsport. Racing liegt uns im Blut und ist wesentlicher Bestandteil der Kästle DNA.

Das Jahr 2022 läutet im Kästle Rennstall ein neues Kapitel ein. Mit einem aufgestockten Serviceteam und dem neuen Kader rund um Olympiasiegerin Ester Ledecká und Doppelweltmeisterin Ilka Štuhec in den Speed- sowie Martina Dubovská und Alex Tilley in den Technikdisziplinen hat sich das Race Department unter der Leitung von Rainer Nachbaur auf dem Weg nach Cortina 2026 in eine vielversprechende Position gebracht.

THE PATH BACK TO THE TOP

Kästle proudly looks back on a history that is deeply rooted in racing. Toni Sailer, Pirmin Zurbriggen, Anita Wachter, Hubert Strolz, Kjetil André Aamodt, Tom Stiansen, are only a few of the skiing legends that would win 133 Olympic and World Championship medals.

Any development in our series skis finds its origin in technologies from racing. Racing is in our blood and an essential part of the Kästle DNA.

The year 2022 heralds a new chapter in the Kästle racing stable. With an expanded service team and the new squad centered around Olympic Champion Ester Ledecká and double World Champion Ilka Štuhec in the speed disciplines as well as Martina Dubovská and Alex Tilley in the technical disciplines, the Race Department led by Rainer Nachbaur has put itself in a promising position on the road to Cortina 2026.



Das Kästle Race Department unter Mastermind Rainer Nachbaur bildet das Herz aller Entwicklungen der Kästle Ski. Bereits 1986 begann Rainer seine Karriere bei Kästle als technischer Mitarbeiter. In der Saison 1988/89 baute er seinen ersten Tourenski, der seine Qualitäten sogar am Mount McKinley unter Beweis stellen musste – der Weg als Skibauer war eingeschlagen und hat mit dem erfolgreichen Aufbau des Kästle Weltcup-Teams 2022/23 einen weiteren Höhepunkt erreicht. Seine unkonventionelle Art hat sich der Vorarlberger allerdings bis heute behalten. „Geht nicht“, gibt es nicht - der erfahrene Skibauer hat unter anderem Ende der 90er-Jahre mit Kjetil André Aamodt gearbeitet und machte im gleichen Jahrzehnt für mehrere Jahre Station in Montebelluna, um nur zwei seiner erfolgreichen Fußabdrücke zu nennen. In dem kleinen Städtchen in der italienischen Provinz Treviso – weltweit bekannt als Zentrum des High-End-Skischuhbaus – werden heute die Kästle Skischuhe hergestellt. Sozusagen ein Heimspiel.

The Kästle Race Department under Mastermind Rainer Nachbaur is the heart of all Kästle ski developments. Rainer began his career at Kästle back in 1986 as a technical employee. In the 1988/89 season he built his first touring ski, which had to prove its qualities for the first time on Denali. From then on his path as a ski maker was set and has reached its peak with the successful development of the Kästle World Cup Team 2022/23. However, the Vorarlberg native has retained his unconventional manner to this day. The experienced ski builder worked with Kjetil Andre Aamodt, among others, in the late 1990s and stopped off in Montebelluna for several years in the same decade, to name just two of his successful footprints. The small town in the Italian province of Treviso - known worldwide as a center of high-end ski boot manufacturing - is where Kästle ski boots are made today.



RACE



Waist 65 mm

RX12 DH FACTORY FIS WC

SKI + PLATE

Plate WC PC Interface 10 mm
AR12DHF23FP

RECOMMENDED BINDING

XCOMP 18 BFISRACE02
XCOMP 16 BFISRACE04

LENGTH RADIUS

215 cm 50 m
218 cm 50 m

NORMS

Women FIS DH (WC, EC, FIS)
Men FIS DH (WC, EC, FIS)

TECH & CONSTRUCTION

Classic Sandwich phenol Sidewall
Woodcore | Titanal
Hollowtech Race | Fast Grip Shovel & Tail



Waist 65 mm

RX12 SG FACTORY FIS WC

SKI + PLATE

Plate WC PC Interface 10 mm
AR12SGF23FP

RECOMMENDED BINDING

XCOMP 18 BFISRACE02
XCOMP 16 BFISRACE04

LENGTH RADIUS

205 cm 40 m
212 cm 45 m

NORMS

Women FIS SG (WC, EC, FIS)
Men FIS SG (WC, EC, FIS)

TECH & CONSTRUCTION

Classic Sandwich phenol Sidewall
Woodcore | Titanal
Hollowtech Race | Fast Grip Shovel & Tail



Waist 65 mm

RX12 GS FACTORY FIS WC

SKI + PLATE

Plate WC PC Interface 10 mm
AR12GSF23FP

RECOMMENDED BINDING

XCOMP 18 BFISRACE02
XCOMP 16 BFISRACE04

LENGTH RADIUS

188 cm 30 m
193 cm 30 m

NORMS

Women FIS GS (WC, EC, FIS)
Men FIS GS (WC, EC, FIS)

TECH & CONSTRUCTION

Classic Sandwich phenol Sidewall
Woodcore | Titanal
Hollowtech Race | Fast Grip Shovel & Tail



Waist 65 mm

RX12 SL FACTORY FIS WC

SKI + PLATE

Plate WC PC Interface 14 mm
AR12SLF23FP

RECOMMENDED BINDING

XCOMP 18 BFISRACE02
XCOMP 16 BFISRACE04

LENGTH RADIUS

157 cm 12 m
165 cm 12.5 m

NORMS

Women FIS SL (WC, EC, FIS)
Men FIS SL (WC, EC, FIS)

TECH & CONSTRUCTION

Classic Sandwich phenol Sidewall
Woodcore | Titanal
Hollowtech Race | Fast Grip Shovel & Tail



Waist 67/65 mm

RX12 GS FACTORY FIS MASTERS

SKI + PLATE

Plate WC PC Interface 10 mm
AR12GMS23FP (SOFT)
AR12GMH23FP (HARD)

RECOMMENDED BINDING

XCOMP 18 BFISRACE02
XCOMP 16 BFISRACE04

LENGTH RADIUS

183 cm 20.2 m
185 cm 27.8 m

NORMS

Masters

TECH & CONSTRUCTION

Classic Sandwich phenol Sidewall
Woodcore | Titanal
Hollowtech Race | Fast Grip Shovel & Tail



Waist 65 mm

RX12 GS FACTORY FIS

SKI + PLATE

Length 144:
Plate Race Interface Pivot S
AR12GFS23JPS (SOFT)
AR12GFH23JPS (HARD)

Length 152 | 160 | 168:
Plate Race Interface Pivot L
AR12GFS23JP (SOFT)
AR12GFH23JP (HARD)

Length 175 | 180 | 185:
Plate WC PC Interface 10 mm
AR12GFS23FP (SOFT)
AR12GFH23FP (HARD)

RECOMMENDED BINDING

XCOMP 18 BFISRACE02
XCOMP 16 BFISRACE04
XCOMP 12 BFISRACE05

LENGTH RADIUS

144 cm 15.4 m
152 cm 17.4 m
160 cm 18 m
168 cm 20.5 m
175 cm 22.4 m
180 cm 24 m
185 cm 27.8 m

NORMS

U14/U16
Masters

TECH & CONSTRUCTION

Classic Sandwich phenol Sidewall
Woodcore | Titanal
Hollowtech Race | Fast Grip Shovel & Tail



Waist 65 mm

RX12 SL FACTORY FIS

SKI + PLATE

Length 131 | 137:
Plate Race Interface Pivot S
AR12SFS23JPS (SOFT)
AR12SFH23JPS (HARD)

Length 145 | 151:
Plate Race Interface Pivot L
AR12SFS23JP (SOFT)
AR12SFH23JP (HARD)

Length 157:
Plate WC PC Interface 14 mm
AR12SFS23FP (SOFT)
AR12SFH23FP (HARD)

RECOMMENDED BINDING

XCOMP 18 BFISRACE02
XCOMP 16 BFISRACE04
XCOMP 12 BFISRACE05

LENGTH RADIUS

131 cm 8 m
137 cm 9 m
145 cm 9.5 m
151 cm 10.5 m
157 cm 11.6 m

NORMS

U14/U16
Masters

TECH & CONSTRUCTION

Classic Sandwich phenol Sidewall
Woodcore | Titanal
Hollowtech Race | Fast Grip Shovel & Tail

RACE

PISTE

KX PISTE

Kinder sind die Zukunft – darum haben sie auch nur das Allerbeste verdient.

Bei Kästle verbauen wir deswegen sogar in unserem KX-Kinderski einen echten Pappel-Holzern. Der steht nicht nur für Qualität und Hochwertigkeit, sondern verlängert auch die Lebensdauer des Skis. In Kombination mit dem robusten Top-Sheet und der Cap-Konstruktion haben auch Mini-Kenner lange Freude an ihren Kästle Ski.

Weil bei Kästle niemand Abstriche in puncto Performance machen soll - auch nicht die Kleinsten.

Children are the future - that's why they only deserve the very best.

As such, at Kästle we use a real poplar wood core even in our KX children's skis. This not only stands for quality and high value, but also extends the life of the ski. In combination with the robust top sheet and cap construction, even mini shredders will enjoy their Kästle skis for a long time.

At Kästle, no one has to compromise on performance - not even the smallest ones.



KX HOLLY

SKI + PLATE + BINDING

(JRS PLATE PREMOUNTED)

K4.5 JRS GW SK6623P.B061

LENGTH	WEIGHT	RADIUS
70 cm	325 g/Ski	2.8 m
80 cm	370 g/Ski	4 m
90 cm	415 g/Ski	5 m

TECH & CONSTRUCTION

Cap Construction
Woodcore combined with PU
Hollowtech 2.0 | Hook Free Shovel & Tail

SEGMENTATION

<input type="checkbox"/> FREERIDE	<input type="checkbox"/> COMPETITION
<input type="checkbox"/> ALLMOUNTAIN	<input type="checkbox"/> ADVANCED
<input checked="" type="checkbox"/> PISTE	<input type="checkbox"/> SPORT
<input type="checkbox"/> RACE	<input type="checkbox"/> COMFORT



RX12

PISTE



RX11

PISTE

RX12 JUNIOR

SKI + PLATE + BINDING

(JRS PLATE PREMOUNTED)

K4.5 JRS GW (L80-120) SR12JR23P..B061

K7.5 JRS GW (L130-150) SR12JR23P..B060

LENGTH	WEIGHT	RADIUS
80 cm	470 g/Ski	4 m
90 cm	530 g/Ski	5 m
100 cm	595 g/Ski	6.4 m
110 cm	655 g/Ski	7.5 m
120 cm	715 g/Ski	9 m
130 cm	775 g/Ski	10 m
140 cm	835 g/Ski	12 m
150 cm	890 g/Ski	13.5 m

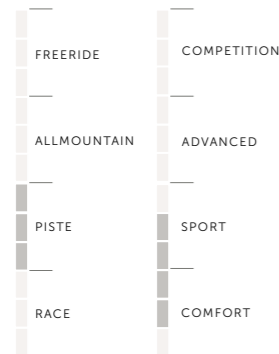
TECH & CONSTRUCTION

Cap Construction

Woodcore combined with PU

Hollowtech Race | Fast Grip Shovel & Tail

SEGMENTATION



RX12 SL

ITEM.NO. AR12S23 FLAT SKI

SKI + PLATE

(PREMOUNTED)

Triflex Base AR12S23P

Raceplate Evo 14 AR12S23RP

SKI + PLATE + BINDING

K12 TRI GW Full-Black SR12S23P..B040

K14 Freeflex ST SR12S23RP..BS020

K14 Freefelx Evo Demo SR12S23RP..BS009

LENGTH	WEIGHT	RADIUS
155 cm	1480 g/Ski	11 m
160 cm	1525 g/Ski	11.8 m
165 cm	1575 g/Ski	12.7 m
170 cm	1625 g/Ski	13.5 m

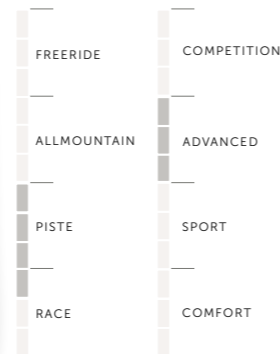
TECH & CONSTRUCTION

Classic Sandwich Sidewall

Woodcore | Titanal | Carbon

Hollowtech Race | Fast Grip Shovel & Tail

SEGMENTATION



RX12 GS

ITEM.NO. AR12G23 FLAT SKI

SKI + PLATE

(PREMOUNTED)

Triflex Base AR12G23P

Raceplate Evo 14 AR12G23RP

SKI + PLATE + BINDING

K12 TRI GW Full-Black SR12G23P..B040

K14 Freeflex ST SR12G23RP..BS020

K14 Freeflex Evo Demo SR12G23RP..BS009

LENGTH	WEIGHT	RADIUS
168 cm	1665 g/Ski	16.2 m
173 cm	1715 g/Ski	17.2 m
178 cm	1765 g/Ski	18.3 m
183 cm	1815 g/Ski	19.5 m

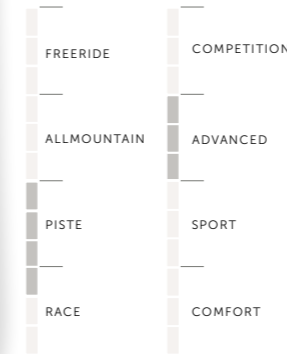
TECH & CONSTRUCTION

Classic Sandwich Sidewall

Woodcore | Titanal

Hollowtech Race | Fast Grip Shovel & Tail

SEGMENTATION



RX11

SKI + PLATE + BINDING

(MULTIFLEX BASE PREMOUNTED)

K12 TRI GW Full-Black SR1122P..B040

LENGTH	WEIGHT	RADIUS
155 cm	1330 g/Ski	11 m
160 cm	1370 g/Ski	11.8 m
165 cm	1410 g/Ski	12.7 m
168 cm	1495 g/Ski	16.2 m
173 cm	1540 g/Ski	17.2 m
178 cm	1585 g/Ski	18.3 m

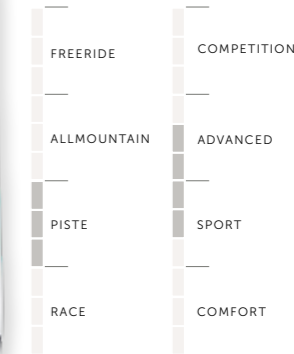
TECH & CONSTRUCTION

Semi-Cap Sandwich Sidewall

Woodcore | Titanal

Hollowtech Race | Fast Grip Shovel & Tail

SEGMENTATION



RX12 & RX11

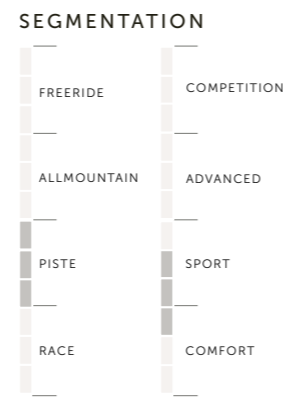


PX66

SKI + PLATE + BINDING
(MULTIFLEX BASE PREMOUNTED)
K11 PRD GW SP6621P..B066

LENGTH	WEIGHT	RADIUS
149 cm	1215 g/Ski	10.1 m
156 cm	1275 g/Ski	11.3 m
163 cm	1330 g/Ski	12.5 m
170 cm	1385 g/Ski	13.8 m
177 cm	1445 g/Ski	15.2 m

TECH & CONSTRUCTION
Semi-Cap Sandwich Sidewall
Woodcore | Carbon
Hollowtech 3.0 | Fast Grip Shovel & Tail

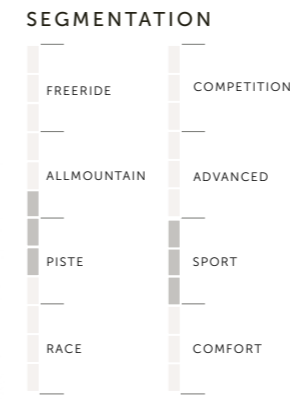


PX71

SKI + PLATE + BINDING
(MULTIFLEX BASE PREMOUNTED)
K11 PRD GW SP7121P..B066

LENGTH	WEIGHT	RADIUS
148 cm	1360 g/Ski	10.5 m
155 cm	1420 g/Ski	11.6 m
162 cm	1490 g/Ski	12.8 m
169 cm	1550 g/Ski	14.2 m
176 cm	1620 g/Ski	15.6 m

TECH & CONSTRUCTION
Semi-Cap Sandwich Sidewall
Woodcore | Carbon
Hollowtech 3.0 | Fast Grip Shovel & Tail




PX81

SKI + PLATE + BINDING
(MULTIFLEX BASE PREMOUNTED)
K11 PRD GW SP8121P..B066

LENGTH	WEIGHT	RADIUS
151 cm	1480 g/Ski	11.1 m
158 cm	1550 g/Ski	12.4 m
165 cm	1620 g/Ski	13.8 m
172 cm	1685 g/Ski	15.2 m
179 cm	1755 g/Ski	16.7 m

TECH & CONSTRUCTION
Semi-Cap Sandwich Sidewall
Woodcore | Carbon
Hollowtech 3.0 | Fast Grip Shovel & Tail



ALL-MOUNTAIN

DX ALL-MOUNTAIN

Ein wahrer Genießer! Der DX überzeugt mit Komfort und einfacher Geschwindigkeitskontrolle und ermöglicht sicheres Fahrverhalten. Doch stille Wasser sind bekanntlich tief. Durch die Semi-Cap Sandwich-Sidewall Konstruktion hat er genug Reserven für kraftvolle Carvingschwünge.

Ausgeglichen, aber zugleich dynamisch – bereit für alles, was der Winter zu bieten hat.

A true pleasure! The DX has won skiers the world over with comfort, easy speed control and always stable handling. However, don't be fooled by the DX's relaxed persona. With Semi-Cap Sandwich Sidewall construction, it has plenty of potential for powerful carving turns.

Balanced, but dynamic at once - ready for everything the winter has to offer.





Tip 116 mm

Waist 72 mm

Tail 98 mm

DX72

SKI + PLATE + BINDING
(TWIN PR BASE PREMOUNTED)
K11 PRD GW SD7223P...B066

LENGTH	WEIGHT	RADIUS
150 cm	1210 g/Ski	12.6 m
156 cm	1260 g/Ski	13.8 m
162 cm	1310 g/Ski	15 m
168 cm	1360 g/Ski	16.2 m
174 cm	1410 g/Ski	17.4 m

TECH & CONSTRUCTION
Semi-Cap Sandwich Sidewall
Symbio Core
Hollowtech 2.0 | Fast Grip Shovel | Hook Free Tail

SEGMENTATION

FREERIDE	COMPETITION
ALLMOUNTAIN	ADVANCED
PISTE	SPORT
RACE	COMFORT



Tip 128 mm

Waist 84 mm

Tail 112 mm

DX84

SKI + PLATE + BINDING
(TWIN PR BASE PREMOUNTED)
K11 PRD GW SD8423P...B066

LENGTH	WEIGHT	RADIUS
154 cm	1420 g/Ski	12.6 m
160 cm	1475 g/Ski	13.8 m
166 cm	1530 g/Ski	15 m
172 cm	1585 g/Ski	16.3 m
178 cm	1640 g/Ski	17.7 m

TECH & CONSTRUCTION
Semi-Cap Sandwich Sidewall
Symbio Core
Hollowtech 2.0 | Fast Grip Shovel | Hook Free Tail | Early Rise

SEGMENTATION

FREERIDE	COMPETITION
ALLMOUNTAIN	ADVANCED
PISTE	SPORT
RACE	COMFORT



Tip 124 mm

Waist 75 mm

Tail 103 mm

MX75

ITEM.NO. AM7522 FLAT SKI

SKI + PLATE

(PREMOUNTED)

Triflex Base AM7522P

SKI + PLATE + BINDING

K12 PRW GW black-blue SM7522P...B056

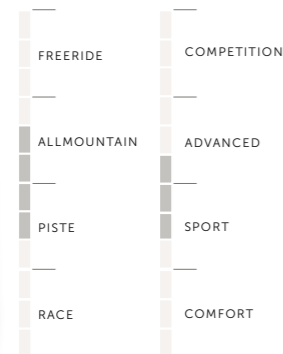
LENGTH WEIGHT RADIUS

151 cm	1475 g/Ski	11.3 m
158 cm	1546 g/Ski	12.6 m
165 cm	1615 g/Ski	14 m
172 cm	1680 g/Ski	15.4 m
179 cm	1750 g/Ski	16.9 m

TECH & CONSTRUCTION

Classic Sandwich Sidewall
Woodcore | Titanal
Hollowtech 3.0 Carbon |
Fast Grip Shovel & Tail | Early Rise

SEGMENTATION



Tip 126 mm

Waist 83 mm

Tail 112 mm

MX83

ITEM.NO. AM8322 FLAT SKI

SKI + PLATE

(PREMOUNTED)

Triflex Base AM8322P

SKI + PLATE + BINDING

K12 PRW GW black-green SM8322P...B057

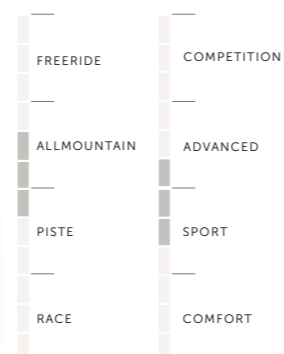
LENGTH WEIGHT RADIUS

154 cm	1660 g/Ski	11.9 m
161 cm	1735 g/Ski	13.3 m
168 cm	1810 g/Ski	14.7 m
175 cm	1885 g/Ski	16.3 m
182 cm	1960 g/Ski	17.8 m

TECH & CONSTRUCTION

Classic Sandwich Sidewall
Woodcore | Titanal
Hollowtech 3.0 Carbon |
Fast Grip Shovel & Tail | Early Rise

SEGMENTATION



Tip 130 mm

Waist 88 mm

Tail 114 mm

MX88

ITEM.NO. AM8822 FLAT SKI

SKI + PLATE

(PREMOUNTED)

Triflex Base AM8822P

SKI + PLATE + BINDING

K12 PRW GW black-orange SM8822P...B058
K14 ATTACK² GW SM8822...B063
K14 ATTACK² DEMO AT SM8822...B062

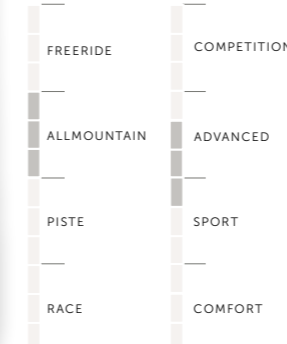
LENGTH WEIGHT RADIUS

159 cm	1705 g/Ski	14 m
166 cm	1780 g/Ski	15.5 m
173 cm	1859 g/Ski	17.1 m
180 cm	1934 g/Ski	18.8 m
187 cm	2005 g/Ski	20.5 m

TECH & CONSTRUCTION

Classic Sandwich Sidewall
Woodcore | Titanal
Hollowtech 3.0 Carbon |
Fast Grip Shovel & Tail | Early Rise

SEGMENTATION



Tip 137 mm

Waist 98 mm

Tail 120 mm

MX98

ITEM.NO. AM9822 FLAT SKI

SKI + PLATE

(PREMOUNTED)

Triflex Base AM9822P

SKI + PLATE + BINDING

K12 PRW GW black-grey SM9822P...B059
K14 ATTACK² GW SM9822...B063
K14 ATTACK² DEMO AT SM9822...B062


LENGTH WEIGHT RADIUS

169 cm	1965 g/Ski	18.2 m
178 cm	2070 g/Ski	20.9 m
187 cm	2175 g/Ski	23 m

TECH & CONSTRUCTION

Classic Sandwich Sidewall
Woodcore | Titanal
Hollowtech 3.0 Carbon |
Fast Grip Shovel & Tail | Early Rise

SEGMENTATION



FREERIDE

«KASTLE

ZX ALPHA ^α



Unser ZX Alpha – robust und stabil konstruiert, ist er der treue Begleiter aller Mini Draufgänger. Perfekt für die ersten Powder-Days oder die Wahl, wenn es um das Erklimmen der Berggipfel geht. Denn auch das ist mit dem unkonventionellen Ski für Young Guns machbar, die schon früh ihre Lines in den Schnee zaubern wollen. Tourenbindung montiert, Fell aufgezogen und schon steht den Abenteuern nichts mehr im Wege.

Our ZX Alpha - with its robust and sturdy construction, it is the faithful companion of all mini daredevils. Perfect for the first powder days or when climbing mountain peaks. After all, even that is possible with the unconventional ski for young guns who want to draw their lines in the snow at an early age. Touring binding mounted, skin attached and nothing stands in the way of adventures.



ZX ALPHA ^α

ITEM.NO. AZA7522 (Length 119) FLAT SKI
AZA8522 (Length 129 | 139) FLAT SKI
AZA9022 (Length 149) FLAT SKI

SKI + PLATE

(PREMOUNTED)

JRS BASE M (L119-139) AZA...22P
JRS BASE L (L149) AZA...22P

SKI + PLATE + BINDING

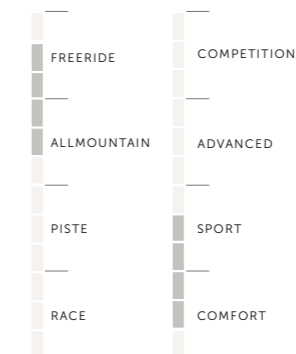
K7.5 JRS GW SZA..22P...B060
K7.5 SX GW SZA..22...B065

LENGTH	WEIGHT	RADIUS
119 cm	760 g/Ski	8 m
129 cm	915 g/Ski	10.2 m
139 cm	985 g/Ski	12.4 m
149 cm	1120 g/Ski	14 m

TECH & CONSTRUCTION

Cap Construction
Woodcore combined with PU
Hollowtech 2.0 | Hook Free Shovel & Tail | Dual Rise

SEGMENTATION



ZX ALPHA ^α



ZX92

ITEM.NO. AZ9223 FLAT SKI

SKI + BINDING

K14 Attack ² GW	SZ9223...B063
K14 Attack ² Demo AT	SZ9223...B062
K17 Attack ²	SZ9223...B064

FREETOUR RECOMMENDATION

TOUR 13 TWIST	BS018
PRO SKIN MULTIFIT	CMF22

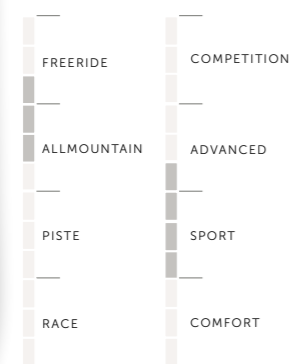
LENGTH WEIGHT RADIUS

162 cm	1530 g/Ski	12.7 m
169 cm	1615 g/Ski	14.6 m
176 cm	1700 g/Ski	16.4 m
183 cm	1785 g/Ski	18.2 m

TECH & CONSTRUCTION

Semi-Cap Sandwich Sidewall
Woodcore
Hollowtech 2.0 | Hook Free Shovel & Tail |
Progressive Rise | Dual Rise |
Dynamic Mounting Point

SEGMENTATION



ZX100

ITEM.NO. AZ10023 FLAT SKI

SKI + BINDING

K14 Attack ² GW	SZ10023...B063
K14 Attack ² Demo AT	SZ10023...B062
K17 Attack ²	SZ10023...B064

FREETOUR RECOMMENDATION

TOUR 13 TWIST	BS018
PRO SKIN MULTIFIT	CMF22

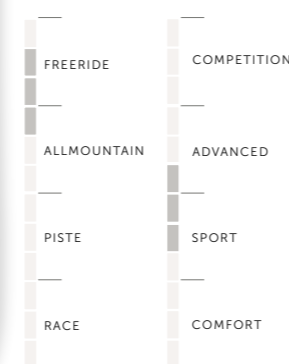
LENGTH WEIGHT RADIUS

168 cm	1755 g/Ski	14.6 m
175 cm	1830 g/Ski	16.4 m
181 cm	1890 g/Ski	18 m
189 cm	1975 g/Ski	20.3 m

TECH & CONSTRUCTION

Semi-Cap Sandwich Sidewall
Woodcore
Hollowtech 2.0 | Hook Free Shovel & Tail |
Progressive Rise | Dual Rise |
Dynamic Mounting Point

SEGMENTATION



ZX108

ITEM.NO. AZ10823 FLAT SKI

SKI + BINDING

K14 Attack ² GW	SZ10823...B063
K14 Attack ² Demo AT	SZ10823...B062
K17 Attack ²	SZ10823...B064

FREETOUR RECOMMENDATION

TOUR 13 TWIST	BS018
PRO SKIN MULTIFIT	CMF22


LENGTH WEIGHT RADIUS

169 cm	1985 g/Ski	15.1 m
179 cm	2100 g/Ski	17.9 m
184 cm	2160 g/Ski	19.2 m
191 cm	2245 g/Ski	21.3 m

TECH & CONSTRUCTION

Semi-Cap Sandwich Sidewall
Woodcore
Hollowtech 2.0 | Hook Free Shovel & Tail |
Progressive Rise | Dual Rise |
Dynamic Mounting Point

SEGMENTATION



ZX115

ITEM.NO. AZ11523 FLAT SKI

SKI + BINDING

K14 Attack ² GW	SZ11523...B063
K14 Attack ² Demo AT	SZ11523...B062
K17 Attack ²	SZ11523...B064


LENGTH WEIGHT RADIUS


186 cm	2285 g/Ski	20.2 m
193 cm	2370 g/Ski	22.5 m

TECH & CONSTRUCTION

Semi-Cap Sandwich Sidewall
Woodcore
Hollowtech 2.0 | Hook Free Shovel & Tail |
Progressive Rise | Dual Rise |
Dynamic Mounting Point

SEGMENTATION





Tip 123 mm

Waist 86 mm

Tail 114 mm

FX86 Ti

ITEM.NO. AF86T21 FLAT SKI

SKI + PLATE

Triflex Base AF86T21P

SKI + BINDING

K14 ATTACK ² GW	SF86T21...B063
K14 ATTACK ² DEMO AT	SF86T21...B062
K17 ATTACK ²	SF86T21...B064
K12 PRW GW	SF86T21P...B059

FREETOUR RECOMMENDATION

TOUR 13 TWIST	BS018
PRO SKIN MULTIFIT	CMF22

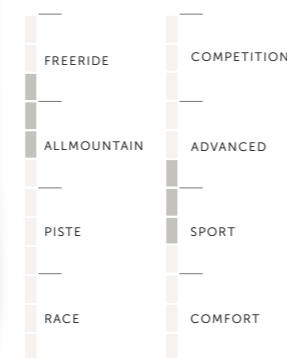
LENGTH WEIGHT RADIUS

153 cm	1490 g/Ski	10.6 m
161 cm	1570 g/Ski	12.2 m
169 cm	1650 g/Ski	13.9 m
177 cm	1725 g/Ski	15.7 m
185 cm	1805 g/Ski	17.6 m

TECH & CONSTRUCTION

Powerzone Sandwich Sidewall
TRI-Ti (triple Woodcore | Titanal | 3D shape)
Hollowtech 3.0 | Hook Free Shovel & Tail |
Progressive Rise | Dual Rise

SEGMENTATION



Tip 133 mm

Waist 96 mm

Tail 119 mm

FX96 Ti

ITEM.NO. AF96T21 FLAT SKI

SKI + BINDING

K14 ATTACK ² GW	SF96T21...B063
K14 ATTACK ² DEMO AT	SF96T21...B062
K17 ATTACK ²	SF96T21...B064

FREETOUR RECOMMENDATION

TOUR 13 TWIST	BS018
PRO SKIN MULTIFIT	CMF22

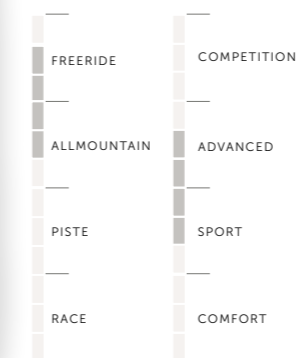
LENGTH WEIGHT RADIUS

164 cm	1765 g/Ski	14 m
172 cm	1850 g/Ski	16 m
180 cm	1935 g/Ski	18.1 m
188 cm	2020 g/Ski	20.2 m

TECH & CONSTRUCTION

Powerzone Sandwich Sidewall
TRI-Ti (triple Woodcore | Titanal | 3D shape)
Hollowtech 3.0 | Hook Free Shovel & Tail |
Progressive Rise | Dual Rise

SEGMENTATION



Tip 137 mm

Waist 106 mm

Tail 125 mm

FX106 Ti

ITEM.NO. AF106T21 FLAT SKI

SKI + BINDING

K14 ATTACK ² GW	SF106T21...B063
K14 ATTACK ² DEMO AT	SF106T21...B062
K17 ATTACK ² GW	SF106T21...B064

FREETOUR RECOMMENDATION

TOUR 13 TWIST	BS018
PRO SKIN MULTIFIT	CMF22


LENGTH WEIGHT RADIUS

168 cm	1935 g/Ski	14.4 m
176 cm	2030 g/Ski	16.8 m
184 cm	2120 g/Ski	20.4 m
192 cm	2210 g/Ski	21.8 m

TECH & CONSTRUCTION

Powerzone Sandwich Sidewall
TRI-Ti (triple Woodcore | Titanal | 3D shape)
Hollowtech 3.0 | Hook Free Shovel & Tail |
Progressive Rise | Dual Rise

SEGMENTATION



TOUR

TOUR



TX65 WC

ITEM.NO. AT65W22 FLAT SKI

SKI + BINDING

Tour Race ST65W22...BS055

LENGTH	WEIGHT	RADIUS
150 cm	650 g/Ski	19.4 m
160 cm	690 g/Ski	22 m

TECH & CONSTRUCTION

Classic Sandwich Sidewall
Woodcore | Carbon
Hollowtech 2.0 | Fast Grip Shovel & Tail

SEGMENTATION

<input type="checkbox"/> FREERIDE	<input type="checkbox"/> COMPETITION
<input type="checkbox"/> ALLMOUNTAIN	<input type="checkbox"/> ADVANCED
<input type="checkbox"/> PISTE	<input type="checkbox"/> SPORT
<input type="checkbox"/> RACE	<input type="checkbox"/> COMFORT



Tip 121 mm

Waist 77 mm

Tail 107 mm

TX77

ITEM.NO. AT7722 FLAT SKI

SKI + BINDING

Tour 13 Twist ST7722...BS018

SKI + SKIN

Pro Skin ST7722...C7722

SKI + BINDING + SKIN

Tour 13 Twist ST7722..BS018C7722


LENGTH WEIGHT RADIUS

157 cm	1020 g/Ski	11 m
166 cm	1080 g/Ski	13.1 m
175 cm	1135 g/Ski	14.6 m

TECH & CONSTRUCTION

Semi-Cap Sandwich Sidewall
Woodcore | Carbon
Hollowtech 3.0 Luminous |
Hook Free Shovel & Tail | Early Rise

SEGMENTATION



Tip 124 mm

Waist 87 mm

Tail 111 mm

TX87

ITEM.NO. AT8722 FLAT SKI

SKI + BINDING

Tour 13 Twist ST8722...BS018

SKI + SKIN

Pro Skin ST8722...C8722

SKI + BINDING + SKIN

Tour 13 Twist ST8722..BS018C8722


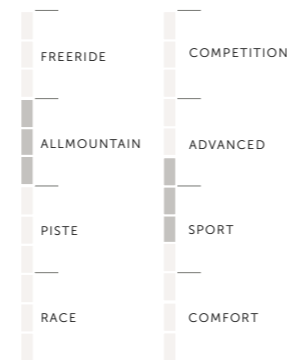
LENGTH WEIGHT RADIUS

150 cm	1085 g/Ski	10.2 m
158 cm	1145 g/Ski	11.9 m
166 cm	1205 g/Ski	13.6 m
174 cm	1260 g/Ski	15.5 m
182 cm	1320 g/Ski	17.4 m

TECH & CONSTRUCTION

Semi-Cap Sandwich Sidewall
Woodcore | Carbon
Hollowtech 3.0 Luminous |
Hook Free Shovel & Tail |
Progressive Rise | Dual Rise

SEGMENTATION



Tip 129 mm

Waist 93 mm

Tail 115 mm

TX93

ITEM.NO. AT9322 FLAT SKI

SKI + BINDING

Tour 13 Twist ST9322...BS018

SKI + SKIN

Pro Skin ST9322...C9322

SKI + BINDING + SKIN

Tour 13 Twist ST9322..BS018C9322


LENGTH WEIGHT RADIUS

154 cm	1155 g/Ski	11.5 m
162 cm	1215 g/Ski	13.2 m
170 cm	1275 g/Ski	15.1 m
178 cm	1335 g/Ski	17.1 m
186 cm	1395 g/Ski	19.2 m

TECH & CONSTRUCTION

Semi-Cap Sandwich Sidewall
Woodcore | Carbon
Hollowtech 3.0 Luminous |
Hook Free Shovel & Tail |
Progressive Rise | Dual Rise

SEGMENTATION



Tip 138 mm

Waist 103 mm

Tail 120 mm

TX103

ITEM.NO. AT10322 FLAT SKI

SKI + BINDING

Tour 13 Twist ST10322...BS018

SKI + SKIN

Pro Skin ST10322...C10322

SKI + BINDING + SKIN

Tour 13 Twist ST10322..BS018C10322

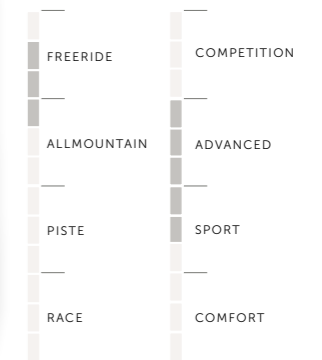
LENGTH WEIGHT RADIUS

165 cm	1480 g/Ski	13.3 m
173 cm	1550 g/Ski	15.4 m
181 cm	1620 g/Ski	19 m
189 cm	1690 g/Ski	21.3 m

TECH & CONSTRUCTION

Semi-Cap Sandwich Sidewall
Woodcore | Carbon
Hollowtech 3.0 Luminous |
Hook Free Shovel & Tail |
Progressive Rise | Dual Rise

SEGMENTATION



TXUP

TOUR

TXW

TOUR



Tip 124 mm

Waist 87 mm

Tail 111 mm

TX87 UP

ITEM.NO. AT87U23 FLAT SKI

SKI + BINDING

Tour 9 CA ST87U23...BS014

SKI + SKIN

Basic Skin ST87U23...C87B21

SKI + BINDING + SKIN

Tour 9 CA ST87U23..BS014C87B21

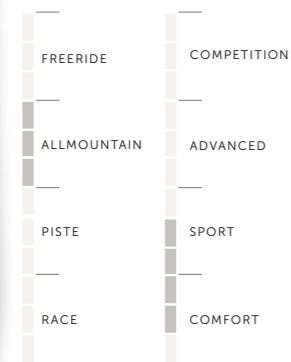
LENGTH WEIGHT RADIUS

150 cm	1245 g/Ski	10.2 m
158 cm	1310 g/Ski	11.9 m
166 cm	1380 g/Ski	13.6 m
174 cm	1445 g/Ski	15.5 m
182 cm	1510 g/Ski	17.4 m

TECH & CONSTRUCTION

Semi-Cap Sandwich Sidewall
Woodcore | Carbon
Hollowtech 3.0 | Hook Free Shovel & Tail |
Progressive Rise | Dual Rise

SEGMENTATION



Tip 129 mm

Waist 93 mm

Tail 115 mm

TX93 UP

ITEM.NO. AT93U23 FLAT SKI

SKI + BINDING

Tour 9 CA ST93U23...BS014

SKI + SKIN

Basic Skin ST93U23...C93B21

SKI + BINDING + SKIN

Tour 9 CA ST93U23..BS014C93B21

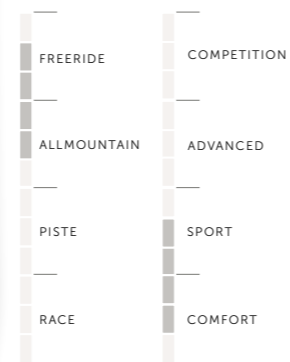
LENGTH WEIGHT RADIUS

154 cm	1350 g/Ski	11.5 m
162 cm	1420 g/Ski	13.2 m
170 cm	1490 g/Ski	15.1 m
178 cm	1555 g/Ski	17.1 m
186 cm	1625 g/Ski	19.2 m

TECH & CONSTRUCTION

Semi-Cap Sandwich Sidewall
Woodcore | Carbon
Hollowtech 3.0 | Hook Free Shovel & Tail |
Progressive Rise | Dual Rise

SEGMENTATION



Tip 124 mm

Waist 87 mm

Tail 111 mm

TX87 W

ITEM.NO. AT87W22 FLAT SKI

SKI + BINDING

Tour 13 Twist ST87W22...BS018
Tour 9 CA ST87W22...BS014

SKI + SKIN

Pro Skin ST87W22...C8722
Basic Skin ST87W22...C87B21

SKI + BINDING + SKIN

Tour 13 Twist ST87W22..BS018C8722
Tour 9 CA ST87W22..BS014C87B21

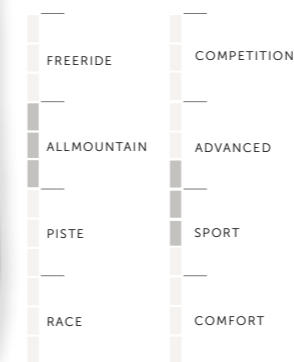
LENGTH WEIGHT RADIUS

150 cm	1085 g/Ski	10.2 m
158 cm	1145 g/Ski	11.9 m
166 cm	1205 g/Ski	13.6 m

TECH & CONSTRUCTION

Semi-Cap Sandwich Sidewall
Woodcore | Carbon
Hollowtech 3.0 Luminous |
Hook Free Shovel & Tail |
Progressive Rise | Dual Rise

SEGMENTATION



Tip 129 mm

Waist 93 mm

Tail 115 mm

TX93 W

ITEM.NO. AT93W22 FLAT SKI

SKI + BINDING

Tour 13 Twist ST93W22...BS018
Tour 9 CA ST93W22...BS014

SKI + SKIN

Pro Skin ST93W22...C9322
Basic Skin ST93W22...C93B21

SKI + BINDING + SKIN

Tour 13 Twist ST93W22..BS018C9322
Tour 9 CA ST93W22..BS014C93B21

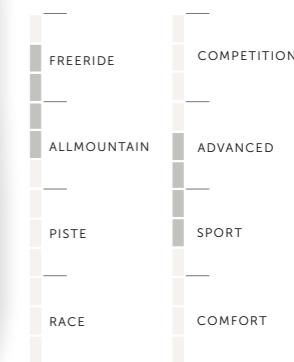
LENGTH WEIGHT RADIUS

154 cm	1155 g/Ski	11.5 m
162 cm	1215 g/Ski	13.2 m
170 cm	1275 g/Ski	15.1 m

TECH & CONSTRUCTION

Semi-Cap Sandwich Sidewall
Woodcore | Carbon
Hollowtech 3.0 Luminous |
Hook Free Shovel & Tail |
Progressive Rise | Dual Rise

SEGMENTATION



TX



TERRA

SOUL OF EARTH

Die Elemente der Erde sind ein wesentlicher Teil unseres Seins, Fühlens und Denkens, und bilden wohl die Seele der Erde. Sie beeinflussen unser tägliches Handeln. Die Kraft und die Sinnlichkeit dieser Elemente finden sich in der neuen Kästle Damenlinie Terra wieder.


Schimmernd und leuchtend stehen die Edelsteine Quartz, Marble und Obsidian als Namens- und Symbolgeber für die neuen Skimodelle.

Zeigt eure Seele! Seid die, die ihr sein wollt. Gefühlvoll, echt, leidenschaftlich.

The soul of the earth and the elements of the earth, representing a significant part of our being, feeling and thinking. They influence our daily actions. The power and sensuality of these elements are reflected in the new Kästle women's line Terra.

Iridescent and luminous, the gemstones Quartz, Marble and Obsidian stand as namesakes and symbols for the new ski models.

Show your soul! Be who you want to be. Emotional, pure, passionate.

Tip 127 mm

OBSIDIAN 92

ITEM.NO. AZ92W23 FLAT SKI

SKI + BINDING

K14 Attack² GW SZ92W23...B063
 K14 Attack² Demo AT SZ92W23...B062
 K17 Attack² SZ92W23...B064

FREETOUR RECOMMENDATION

TOUR 13 TWIST BS018
 PRO SKIN MULTIFIT CMF22

LENGTH	WEIGHT	RADIUS
148 cm	1360 g/Ski	9.9 m
155 cm	1445 g/Ski	11.2 m
162 cm	1530 g/Ski	12.7 m
169 cm	1615 g/Ski	14.6 m

TECH & CONSTRUCTION

Semi-Cap Sandwich Sidewall
 Woodcore
 Hollowtech 2.0 | Hook Free Shovel & Tail |
 Progressive Rise | Dual Rise

SEGMENTATION

FREERIDE	COMPETITION
ALLMOUNTAIN	ADVANCED
PISTE	SPORT
RACE	COMFORT

Tail 115 mm

Waist 92 mm



Tip 116 mm

QUARTZ 72

SKI + PLATE + BINDING
 (SLR PRO BASE PREMOUNTED)

K10 SLR GW SD72W23P...BS004

LENGTH	WEIGHT	RADIUS
144 cm	1160 g/Ski	11.4 m
150 cm	1210 g/Ski	12.6 m
156 cm	1260 g/Ski	13.8 m
162 cm	1310 g/Ski	15 m

TECH & CONSTRUCTION

Semi-Cap Sandwich Sidewall
 Symbio Core | Titanal
 Hollowtech 2.0 | Fast Grip Shovel |
 Hook Free Tail

SEGMENTATION

FREERIDE	COMPETITION
ALLMOUNTAIN	ADVANCED
PISTE	SPORT
RACE	COMFORT

Tail 98 mm

Waist 72 mm



Tip 128 mm

MARBLE 84

SKI + PLATE + BINDING
 (SLR PRO BASE PREMOUNTED)

K10 SLR GW SD84W23P...BS004

LENGTH	WEIGHT	RADIUS
148 cm	1365 g/Ski	11.5 m
154 cm	1420 g/Ski	12.6 m
160 cm	1475 g/Ski	13.8 m
166 cm	1530 g/Ski	15.5 m

TECH & CONSTRUCTION

Semi-Cap Sandwich Sidewall
 Symbio Core | Titanal
 Hollowtech 2.0 | Fast Grip Shovel |
 Hook Free Tail | Early Rise

SEGMENTATION

FREERIDE	COMPETITION
ALLMOUNTAIN	ADVANCED
PISTE	SPORT
RACE	COMFORT

Tail 112 mm

Waist 84 mm

FIGL

SPECIAL

SHORTY

SPECIAL



Tip 120 mm

Waist 70 mm

Tail 100 mm

LEGEND

1966-CPM

ITEM.NO. AL6621 FLAT SKI

SKI + PLATE
(PREMOUNTED)

Triflex Base AL6621P

SKI + PLATE + BINDING

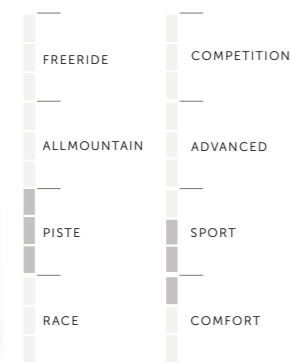
K12 PRW GW black-grey SL6621P...B059

LENGTH	WEIGHT	RADIUS
155 cm	1435 g/Ski	11.1 m
163 cm	1510 g/Ski	12.4 m
171 cm	1585 g/Ski	13.8 m
179 cm	1660 g/Ski	15.4 m

TECH & CONSTRUCTION

Classic Sandwich Sidewall
Woodcore | Titanal | Carbon
Hollowtech 2.0 | Fast Grip Shovel & Tail

SEGMENTATION



Tip 130 mm

Waist 83 mm

Tail 112 mm

LEGEND

1956

ITEM.NO. AL5621 FLAT SKI

SKI + PLATE
(PREMOUNTED)

Triflex Base AL5621P

SKI + PLATE + BINDING

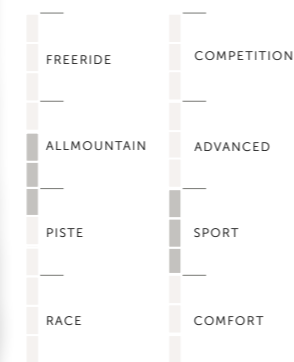
K12 PRW GW black-grey SL5621P...B059

LENGTH	WEIGHT	RADIUS
157 cm	1560 g/Ski	13.6 m
165 cm	1640 g/Ski	14.6 m
173 cm	1720 g/Ski	16.3 m
181 cm	1800 g/Ski	18.3 m

TECH & CONSTRUCTION

Classic Sandwich Sidewall
Woodcore | Titanal | Carbon
Hollowtech 2.0 | Fast Grip Shovel & Tail

SEGMENTATION



Tip 101 mm

Waist 93 mm

Tail 99 mm

FIGL

ITEM.NO. AFIGL20 FLAT SKI

SKI + BINDING

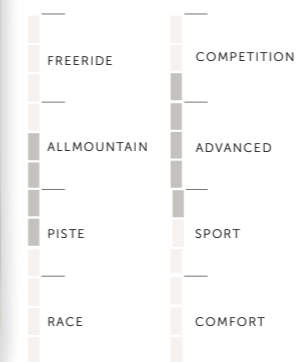
Figl Binding SFIGL2063BSFIGL

LENGTH	WEIGHT	RADIUS
63 cm	750 g/Ski	8.6 m

TECH & CONSTRUCTION

Classic Sandwich Sidewall
Woodcore | Titanal

SEGMENTATION



Tip 117 mm

Waist 82 mm

Tail 89 mm

SHORTY

ITEM.NO. ASHORTY22 FLAT SKI

SKI + PLATE + BINDING

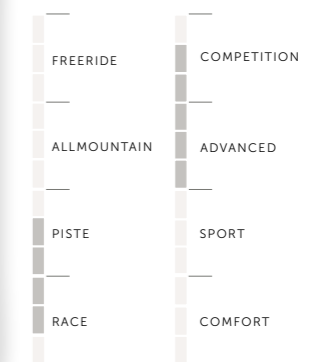
K12 TRI GW Full-Black SSHORTY22PB040

LENGTH	WEIGHT	RADIUS
100 cm	1100 g/Ski	9.5 m

TECH & CONSTRUCTION

Classic Sandwich Sidewall
Woodcore | Titanal

SEGMENTATION



AERIAL X

SPECIAL

MOGUL X

SPECIAL



AERIAL X JUNIOR


ITEM.NO. AAERJ21 FLAT SKI
 LENGTH 140 cm
 WEIGHT 855 g/Ski
 RADIUS 27.7 m

AERIAL X

ITEM.NO. AAER21 FLAT SKI
 LENGTH 150 cm
 WEIGHT 1130 g/Ski
 RADIUS 33.3 m

AERIAL X SUMMER

ITEM.NO. AAERS21 FLAT SKI
 LENGTH 160 cm
 WEIGHT 990 g/Ski
 RADIUS 39.6 m



MOGUL X JUNIOR

ITEM.NO. AMOGJ21

LENGTH	WEIGHT	RADIUS
132 cm	890 g/Ski	14.7 m
139 cm	960 g/Ski	17.8 m
146 cm	1060 g/Ski	20 m
153 cm	1140 g/Ski	21.9 m


MOGUL X

ITEM.NO. AMOG21 (HARD) FLAT SKI
 AMOG21 (SOFT) FLAT SKI

LENGTH	WEIGHT	RADIUS
160 cm	1350 g/Ski	17.2 m
166 cm	1405 g/Ski	18.6 m
172 cm	1455 g/Ski	20.2 m
178 cm	1530 g/Ski	21.9 m
182 cm	1565 g/Ski	22.9 m

TECHNOLOGIE

TECHNOLOGY



SCHUTZOBERFLÄCHE | TOPSHEET

TITANAL | TITANAL

CARBON | CARBON

GLASFASER | FIBERGLASS

HOLZKERN | WOODCORE

BELAG | BASE

HOLLOWTECH | HOLLOWTECH

HOW TO BUILD A SKI – KÄSTLE STYLE

„Form folgt Funktion“ ist der Leitsatz, der unseren R&D-Prozess seit bald 100 Jahren vorantreibt. Jedes Kästle Produkt wird auf Basis eines technologischen Fortschritts oder einer Innovation gebaut. Das Design ist diesem ersten Schritt nachrangig, aber niemals unwichtig.

Dennoch, bis zum fertigen Ski und zum finalen Design ist es ein weiter Weg – 36 Bestandteile, 38 Stationen und 1.004 Handgriffe, um genau zu sein.

Aber starten wir am Anfang: Jeder Ski besteht aus verschiedenen Schichten. Unterschiedliche Baustoffe, die je nach gewünschten Fahreigenschaften penibel ausgewählt und anschließend zusammengesetzt und miteinander verpresst werden.

Als zentraler und wesentlichster Bestandteil eines Kästle Skis gilt der Holzkern. Die Auswahl des Holzes wird durch die gewünschten Eigenschaften des Skis hinsichtlich Härte, Griff, Laufruhe und Gewicht bestimmt. Soll das finale Produkt Stabilität mit sich bringen, greifen wir zu einem Holz mit höherer Dichte, wie Pappel oder Buche. Ein Ski, der seinen Fahrer mit Leichtigkeit und Auftrieb überzeugen soll, beinhaltet meist ein leichteres Holz wie Paulownia. In vielen Fällen verwenden wir aber eine Kombination aus verschiedenen Holzarten, um allen Ansprüchen gerecht zu werden. Diese werden miteinander verleimt und erst anschließend mit den restlichen Schichten verpresst.

Warum überhaupt Holz? Kein anderes Material kann dem Ski die gewünschten Fahreigenschaften so gut verleihen, wie dieser Baustoff – und sie auch über längere Zeit hinweg behalten. Es ist schlichtweg DAS Qualitätsmerkmal und deshalb hat jeder Kästle Ski einen Holzkern. Wir verwenden zu knapp 80 % heimische, europäische Hölzer und achten penibel auf die Herkunft, was auch ein kleiner Beitrag zur Nachhaltigkeit in der Skiproduktion ist.

Um die Fahreigenschaften unserer Ski weiter variieren zu können, werden zusätzlich Titanal-, Carbon- oder Glasfasereinlagen verwendet.

Titanal verspricht Dämpfung, Stabilität und optimale Kraftübertragung. Nicht verwunderlich also, dass wir dieses Material bei einer Vielzahl unserer Ski verwenden, stehen Kästle Ski doch für maximale Laufruhe bei hohen Geschwindigkeiten. Jährlich verbauen wir rund 15 Tonnen Titanal – das entspricht dem Gewicht von 150 Babyelefanten.

Carbon ist eines der facettenreichsten Materialien. Außergewöhnlich belastbar und das bei geringstem Gewicht, ist es äußerst interessant für den Skibau. Bei uns kommt es hauptsächlich bei unseren Tourenski zum Einsatz.

Glasfaser zeichnet sich durch ihre hohe Elastizität aus. Meist wird dieser Baustoff zusammen mit Carboneinlagen verwendet, um die perfekte Kombination aus Stabilität und Biegsamkeit zu erreichen.

HOW TO BUILD A SKI – KÄSTLE STYLE

“Form follows function” is the guiding principle that has driven our R&D process for almost 100 years. Every Kästle product is built based on a technological advance or innovation. The form, the design is secondary to this first step, but never unimportant.

Still, it's a long way to the finished ski and the final design - 36 components, 38 stations and 1,004 steps, to be precise.

But let's start at the beginning: each ski consists of various layers. Different construction materials, which are meticulously selected depending on the desired characteristics of the ski and then assembled and pressed together.

The central and most essential component of a Kästle ski is the wood core. The choice of wood is determined by the desired properties of the ski in terms of stiffness, grip, stability, and weight. If the final product is to be stable, we choose a wood with a higher density, such as poplar or beech. A ski that should convince its rider with lightness and float, usually contains a lighter wood, such as paulownia. In many cases, however, we use a combination of different types of wood to meet all requirements. These are glued together and only then pressed with the remaining layers.


But why wood anyway? No other substance can provide a ski with the desired handling characteristics as well as the natural fibers of wood - and retain those advantages over a longer period of time. It is quite simply THE quality feature, which is why every Kästle Ski has a wood core. In order to make a small contribution to sustainability in ski production, we pay meticulous attention to the origin and use almost 80 % domestic, European woods.

In order to further vary the characteristics of our skis, additional titanal, carbon or fiberglass inlays are used.

Titanal promises damping, stability and optimum power transmission. No surprise, then, that we use this material in a large number of our skis, as Kästle stands for maximum stability at high speeds. Every year we use around 15 tons of titanal - the equivalent of the weight of 150 baby elephants.

Carbon is one of the most multifaceted materials. Exceptionally resistant and with the lowest weight, it is extremely dynamic for ski construction. We use it mainly for our touring skis.

Fiberglass is characterized by its high elasticity. Mostly, this construction material is used together with carbon inlays to achieve the perfect combination of stability and flex.



Neben dem Holzkern bildet das patentierte HOLLOWTECH das Herzstück unserer technologischen Komponenten. Die Grundidee: Im vorderen Bereich werden unnötige Schichten ausgespart, damit wird die Schaufel leichter gemacht. Ein schnelleres Rückstellverhalten des Skis, eine höhere Laufruhe, maximaler Kantengriff, präziseres Einlenken und nicht zuletzt das reduzierte Gewicht sind das Resultat.

Unser Tatendrang ermutigt uns auch hier, diese Schlüsseltechnologie stetig weiterzuentwickeln. Je nach Ski und geforderter Fahreigenschaft kommen verschiedene Varianten des HOLLOWTECHS zum Einsatz:

HOLLOWTECH 3.0

In der Version 3.0 haben wir das HOLLOWTECH zweistufig aufgebaut: Im äußeren Ring sparen wir zusätzlich Material und damit noch mehr Gewicht ein.

HOLLOWTECH 3.0 CARBON

Durch eine Carboneinlage im Schaufelbereich wird die gesamte Konstruktion noch stabiler und leichter – für mehr Dämpfung.

HOLLOWTECH LUMINOUS

Als weiteres zusätzliches Feature kommt phosphoreszierendes Material zum Einsatz, für leuchtende Augenblicke im Dunkeln.

HOLLOWTECH RACE

Speziell für unsere High-Performance-Pistenmodelle sowie die Rennski haben wir das Hollowtech weiterentwickelt. Noch größer als zuvor sorgt es für noch mehr Laufruhe, selbst bei Spitzengeschwindigkeiten im Weltcup.

Apart from the wood core, the patented HOLLOWTECH forms the heart of our technological components. The basic idea: removing unneeded layers in the front of the ski to make the whole thing lighter. Therefore, the ski becomes up to 30% damper, feels more stable, provides a more powerful edge-grip, and more precise steering, all at a lower weight. Never satisfied, our determination drives us to constantly develop this key technology further. Depending on the ski and the required skiing characteristics, different variations of the HOLLOWTECH are used:

HOLLOWTECH 3.0

The version 3.0 has a two-tier construction: a outer ring cuts out even more material and therefore even more weight.

HOLLOWTECH 3.0 CARBON

Thanks to a carbon layer in the shovel, the entire construction is even more stable and lightweight.

HOLLOWTECH LUMINOUS

This Hollowtech is highlighted with a luminous material, creating a glow-in-the-dark effect.

HOLLOWTECH RACE

Especially for our high-performance piste models and racing skis, we have further developed the Hollowtech. Even larger than before, it ensures greater stability, even at top speeds in the World Cup.

Der Belag ist ein weiterer wesentlicher Bestandteil unserer Ski und maßgeblich für ihre Gleiteigenschaften verantwortlich. Bei unseren Ski verwenden wir hauptsächlich einen schnellen Rennbelag, der zu über 35 % aus Recyclingmaterial besteht und in Rollen angeliefert wird.

Letztlich bekommt jeder Ski noch ein Topsheet aus speziellem TPU oder Polyamid oben drauf. Für Produkte, die etwas robuster sein müssen – wie beispielsweise unsere Freerider oder Kinderski – verwenden wir eine Korund-Oberfläche.

Nun lautet die Devise: Backe, backe, Ski! Nach der Zusammensetzung der einzelnen Bestandteile in den Skiformen wird er nämlich verpresst, auf 125 Grad aufgeheizt und im Anschluss wieder auf Raumtemperatur abgekühlt. Dieser letzte Schritt dauert 25 Minuten – quasi eine Folge der Lieblingsserie auf Netflix, das Aufwärmen einer Tiefkühl-Lasagne, oder was auch immer Sie in 25 Minuten schaffen ...


Kurz haben wir es schon angesprochen: Bei der Produktion sowie der Auswahl von Material und Lieferanten achten wir darauf möglichst nachhaltig zu agieren, das heißt die Transportwege kurz zu halten und wo möglich recyceltes oder natürliches Material zu verwenden. Die perfekt grüne Skiproduktion haben wir leider noch nicht erfunden, aber wir versuchen uns in kleinen Schritten anzunähern, und auch unsere Produktionsstandorte dementsprechend zu gestalten.

The base, as the primary layer on the running surface, is another essential component of our skis and is largely responsible for their gliding properties. For our skis we mostly use a fast racing base, which consists of over 35 % recycled material. Running surfaces are supplied in rolls.

Finally, each ski gets a top sheet made of special TPU or polyamide. For products that need to be a little more robust - such as our freeride or children's skis - we use a corundum surface.

Now it's time for the baking. After the individual components have been assembled, they are pressed and heated to 125C degrees and then cooled back down to room temperature. This last step takes 25 minutes - like watching an episode of your favorite Netflix series, heating up a frozen lasagna, or whatever you can do in 25 minutes...

In production as well as in choosing materials and suppliers, we try to pay attention to sustainability as much as possible. The credo is to keep transport distances short and, where possible, to use recycled or natural materials. Unfortunately, we have not yet invented the perfect green ski production, but are attempting to get there gradually and to design our production sites accordingly.



BINDUNGEN

BINDINGS



K BINDINGS

PISTE / ALL-MOUNTAIN



K4.5 JRS GW

DIN | ISO: 0.75–4.5 (alpine & GripWalk ski boots)
 Adjustment Range: 191–290 mm
 suitable Plates: JRS Base

	WEIGHT/PIECE (incl. plate & brake)	ITEM.NO.	ITEM.NO. BRAKE
80 mm	580 g	B061	brake included



K7.5 JRS GW

DIN | ISO: 2–7.5 (alpine & GripWalk ski boots)
 Adjustment Range: 191–346 mm
 suitable Plates: JRS Base

	WEIGHT/PIECE (incl. plate & brake)	ITEM.NO.	ITEM.NO. BRAKE
78 mm	660 g	B060	EB341-078
90 mm	660 g	B060	EB341-090



K7.5 SX GW

DIN | ISO: 2–7.5 (alpine & GripWalk ski boots)
 Adjustment Range: 259–386 mm
 No Base needed

	WEIGHT/PIECE (incl. brake)	ITEM.NO.	ITEM.NO. BRAKE
78 mm	700 g	B065-078	brake included
90 mm	700 g	B065-090	brake included



K10 SLR GW

DIN | ISO: 3–10 (alpine & GripWalk ski boots)
 Adjustment Range: SLR PRO Base XM – white: 215–339 mm
 SLR PRO Base XL – white: 239–363 mm
 suitable Plates: SLR Pro Base

	WEIGHT/PIECE (incl. brake)	ITEM.NO.	ITEM.NO. BRAKE
85 mm	900 g	BS004	brake included
SLR PRO Base XM – white	140 g	EB015	
SLR PRO Base XL – white	140 g	EB417	



K11 PRD GW

DIN | ISO: 3.5–11 (alpine & GripWalk ski boots)
 Adjustment Range: 255–378 mm
 suitable Plates: **Twin PR Base** | Multiflex Base | Triflex Base

	WEIGHT/PIECE (incl. brake)	ITEM.NO.	ITEM.NO. BRAKE
85 mm	900 g	B066	EB302B-085
95 mm	900 g	B066	EB302B-095
TWIN PR	215 g	EB090-810	



K12 TRI GW FULL-BLACK

DIN | ISO: 3.5–12 (alpine & GripWalk ski boots)
 Adjustment Range: 255–378 mm
 suitable Plates: **Multiflex Base** | **Triflex Base** | Twin PR Base

	WEIGHT/PIECE (incl. brake)	ITEM.NO.	ITEM.NO. BRAKE
85 mm	1055 g	B040	EB302B-085
Multiflex Base	310 g	EB394	



K12 PRW GW

DIN | ISO: 3.5–12 (alpine & GripWalk ski boots)
 Adjustment Range: 255–378 mm
 suitable Plates: **Triflex Base** | Multiflex Base | Twin PR Base

	WEIGHT/PIECE (incl. brake)	ITEM.NO.	ITEM.NO. BRAKE
black-blue	1045 g	B056	EB302B-085
black-green	1045 g	B057	EB302B-095
black-orange	1045 g	B058	EB302B-095
black-grey	1045 g	B059	EB302B-110
Triflex Base	350 g	EB353-810	



K14 FREEFLEX ST INCL. RACE PLATE EVO 14

DIN | ISO: 4–14
 Adjustment Range: 280–372 mm
 suitable Plates: Raceplate EVO 14

	WEIGHT/PIECE (incl. plate & brake)	ITEM.NO.	ITEM.NO. BRAKE
85 mm	1165 g	BS020	brake included



K14 FREEFLEX EVO DEMO INCL. RX RACE PLATE EVO 14

DIN | ISO: 4–14 (alpine & GripWalk ski boots)
 Adjustment Range: 263–391 mm
 suitable Plates: Raceplate EVO 14

	WEIGHT/PIECE (incl. plate & brake)	ITEM.NO.	ITEM.NO. BRAKE
85 mm	1325 g	BS009	brake included

ATTACK BINDINGS

ALL-MOUNTAIN / FREERIDE

K14 ATTACK² GW


DIN | ISO: 4-14 (alpine & GripWalk ski boots)
 Adjustment Range: +/-16 mm
 Standing height: 17 mm
 No Base needed



	WEIGHT/PIECE (incl. brake)	ITEM.NO.	ITEM.NO. BRAKE
85 mm	1010 g	B063	EB300B-17-085
95 mm	1010 g	B063	EB300B-095
110 mm	1010 g	B063	EB300B-110
130 mm	1010 g	B063	EB300B-130

K14 ATTACK² DEMO AT

DIN | ISO: 4-14 (alpine & touring ski boots incl. GripWalk)
 Adjustment Range: 259-386 mm
 Standing height: 32 mm
 No Base needed



	WEIGHT/PIECE (incl. brake)	ITEM.NO.	ITEM.NO. BRAKE
85 mm	1245 g	B062	EB302B-085
95 mm	1245 g	B062	EB302B-095
110 mm	1245 g	B062	EB302B-110
130 mm	1245 g	B062	EB302B-130

K17 ATTACK² GW

DIN | ISO: 6-17 (alpine & GripWalk ski boots)
 Adjustment Range: +/-16 mm
 Standing height: 17 mm
 No Base needed



	WEIGHT/PIECE (incl. brake)	ITEM.NO.	ITEM.NO. BRAKE
85 mm	1095 g	B064	EB300B-17-085
95 mm	1095 g	B064	EB300B-095
110 mm	1095 g	B064	EB300B-110
130 mm	1095 g	B064	EB300B-130

TOUR BINDINGS

TOURING

TOUR 13 TWIST

Release Values: 5-13
 Adjustable toe release values
 Adjustment Range Heel Part: +/-12.5 mm
 Walking modes: flat, +35 mm, +49 mm



	WEIGHT/PIECE (incl. brake)	ITEM.NO.	ITEM.NO. BRAKE
77 mm	370 g	BS018-077	brake included
87 mm	370 g	BS018-087	brake included
93 mm	370 g	BS018-093	brake included
103 mm	370 g	BS018-103	brake included

TOUR 12 PRO DEMO


Release Values: 5-12
 Adjustment Range Heel Part: +/-15 mm
 Adjustment Range Toe Part: +/-15 mm
 Walking modes: flat, +35 mm, +49 mm



	WEIGHT/PIECE (incl. brake)	ITEM.NO.	ITEM.NO. BRAKE
77 mm	450 g	BS017-077	brake included
87 mm	450 g	BS017-087	brake included
93 mm	450 g	BS017-093	brake included
103 mm	450 g	BS017-103	brake included

TOUR 9 CA

Release Values: 4-9
 Adjustment Range Heel Part: +/-25 mm
 Adjustable toe release values
 Walking modes: flat, +35 mm, +49 mm



	WEIGHT/PIECE (incl. brake)	ITEM.NO.	ITEM.NO. BRAKE
77 mm	320 g	BS014-077	brake included
87 mm	320 g	BS014-087	brake included
93 mm	320 g	BS014-093	brake included
103 mm	320 g	BS014-103	brake included

TOUR RACE

Release Values: Race Setting 8
 Additional heel plate needed for adjustment range of 60 mm



	WEIGHT/PIECE	ITEM.NO.	ITEM.NO. BRAKE
70 mm	120 g	BS055	brake included
Rental heel plate	EB089		
Crampons hook	EB373		

ZUBEHÖR ACCESSORIES

FREERIDE SPACER TOUR 13 TWIST



for Tour 13 Twist

ITEM.NO.
EB604

CRAMPONS




VARIANT	ITEM.NO.
77 mm	EB375
87 mm	EB376
93 mm	EB377
103 mm	EB378
106 mm	EB374

FELLE CLIMBING SKINS

CLIMBING SKIN PRO

LENGTH	MATERIAL	ADHESION	TIP ATTACHM.
TX77 – 157 166 175 cm	C7722 70 % Mohair	hot-melt glue pro	Hollow-Clip
TX87 – 150 158 166 174 182 cm	C8722 30 % Synthetic		(proprietary to Kästle)
TX93 – 154 162 170 178 186 cm	C9322		
TX103 – 165 173 181 189 cm	C10322		



CLIMBING SKIN MULTIFIT PRO

LENGTH	MATERIAL	ADHESION	TIP ATTACHM.
S: 150–165 cm	CMF22 70 % Mohair	hot-melt glue pro	Hollow-Clip
M: 160–175 cm	CMF22 30 % Synthetic		(proprietary to Kästle)
L: 170–185 cm	CMF22		
XL: 180–195 cm	CMF22		



CLIMBING SKIN BASIC

LENGTH	MATERIAL	ADHESION	TIP ATTACHM.
TX87 UP – 150 158 166 174 182 cm	C87B21 70 % Mohair	hot-melt glue	Hollow-Clip
TX93 UP – 154 162 170 178 186 cm	C93B21 30 % Synthetic		(proprietary to Kästle)



CLIMBING SKIN WAX

ITEM.NO. C209
40 g Paraffin Wax to improve the durability of the mohair



STÖCKE POLES

FREETOUR CT

Length: adjustable 110–140 cm | packing size 98 cm | 225 g/pole
Material: carbon/titanal | full foam grip | padded strap
Shaft Geometry: two piece 16/14 mm | basket 10.5 cm
Features: luminous varnish with glow-in-the-dark-effect | Powerlock 3.0 | Ice Flex Tip



MOUNTAINEER TRI

Length: adjustable 105–140 cm | packing size 65 cm | 260 g/pole
Material: titanal | full foam grip (45 cm)
Shaft Geometry: three piece 18/16/14 mm
Features: luminous varnish (glow in the dark) | Powerlock 3.0 | new ice Flex Tip | 9 cm basket



LEGENDARY CA

Length: 110 | 115 | 120 | 125 | 130 | 135 cm | 220 g/pole (125cm)
Material: carbon | black leather grip & strap
Shaft Geometry: 14 mm
Features: Vario Flex Carbid Tip
Baskets: ultra-light mini basket 5 cm | „Made in Austria“ eagle basket



PISTE CA100

Length: 110 | 115 | 120 | 125 | 130 | 135 cm
Material: carbon | Duplo Pistol Grip | padded strap
Shaft Geometry: 14 mm | UL mini basket 5 cm
Features: Vario Flex Carbid Tip



ALLDAY TI100

Length: 110 | 115 | 120 | 125 | 130 | 135 cm
Material: titanal | full foam grip | standard strap
Shaft Geometry: 16 mm | UL mini basket 7 cm
Features: Vario Carbid Tip



MOGUL CA

Length: 95 | 100 | 105 | 115 cm
Material: carbon | Race grip white
Shaft Geometry: 14 mm | UL mini basket 5 cm
Features: Vario Flex Carbid Tip



MERCHANDISE



APPAREL*

T-SHIRT BIG K MEN | WOMEN | KIDS

ITEM.NO. GB112 | GB113 | GB114

GB112: Men S | M | L | XL | XXL

GB113: Women S | M | L | XL

GB114: Kids M | L

Info: regular fit
100 % Cotton
made in EU



ZX T MEN

ITEM.NO. GB115

Variants: S | M | L | XL | XXL

Info: loose fit
100 % Cotton
made in EU



RX T MEN

ITEM.NO. GB117

Variants: S | M | L | XL | XXL

Info: regular fit
100% Cotton
made in EU



K ENERGY T MEN

ITEM.NO. GB119

Variants: S | M | L | XL | XXL

Info: regular fit
100 % Polyester
with anti odor finish
made in EU



ZX T WOMEN

ITEM.NO. GB116

Variants: S | M | L | XL

Info: loose fit
100 % Cotton
made in EU



RX T WOMEN

ITEM.NO. GB118

Variants: S | M | L | XL

Info: regular fit
100 % Cotton
made in EU



K ENERGY T WOMEN

ITEM.NO. GB120

Variants: S | M | L | XL

Info: regular fit
100 % Polyester
with anti odor finish
made in EU



KÄSTLE POLO MEN | WOMEN

ITEM.NO. GB123 | GB124

GB123: Men S | M | L | XL | XXL

GB124: Women S | M | L

Info: regular fit
97 % Cotton
3 % Elasthan



HOODY MOUNTAIN MEN | WOMEN

ITEM.NO. GB465 | GB466

GB465: Men S | M | L | XL | XXL

GB466: Women S | M | L

Info: regular fit
100 % Cotton
made in EU



MOONLESS SWEATSHIRT MEN | WOMEN

ITEM.NO. GB125 | GB126

GB125: Men S | M | L | XL | XXL

GB126: Women S | M | L | XL

Info: regular fit
100 % Cotton
made in EU



MOONLESS PANT MEN | WOMEN

ITEM.NO. GB127 | GB128

GB127: Men S | M | L | XL | XXL

GB128: Women S | M | L | XL

Info: regular fit
100 % Cotton
made in EU



BUBBLE JACKET MEN

ITEM.NO. GB131

Variants: S | M | L | XL | XXL

Info: regular fit
66 % Cotton | 32 % Polyester | 2 % Elastan



BUBBLE HOODY WOMEN

ITEM.NO. GB132

Variants: S | M | L | XL | XXL

Info: regular fit
66 % Cotton | 32 % Polyester | 2 % Elastan



PRIMALOFT VEST MEN | WOMEN

ITEM.NO. GB134 | GB135

GB134: MEN S | M | L | XL | XXL

GB135: WOMEN S | M | L | XL

Info: regular fit
light vest isolated with thin padded front
Main Fabric: 100 % Polyester
Stretch Fabric: 77 % Polyamid, 23% Elasthan



ACCESSORIES*

KÄSTLE SOCKS

ITEM.NO. GB145

Variant: 38-44 (EU size), double pack
Material: 90% Coolmax, 8% Polyamid, 2% Elastan



LIGHT SKIN SLIPPERS

ITEM.NO. GB146

Variant: 36-47 (EU size)
produced by Doghammer



WAXING APRON

ITEM.NO. GB545

Variant: black
Material: 65 % Polyester,
35 % Cotton,
water- and dirtrepellent



* Symbolfotos – Abweichungen möglich
all pictures are symbol pictures, changes possible

* Symbolfotos – Abweichungen möglich
all pictures are symbol pictures, changes possible

ACCESSORIES *

LOGO UMBRELLA

ITEM.NO. GB450
Variants: mountain | hollow
Size: 130 cm



STEEL CUPS

ITEM.NO. GB111
Variants: mountain | hollow
Size: 295 ml (10 oz)




LANYARD

ITEM.NO. F205
Variants: black | mint



ALPINE + NORDIC RACE STICKER

ITEM.NO. GB454 | EN010
for the perfect labeling of your race skis
100 pieces per roll



DRINKING BOTTLE

ITEM.NO. GB405
Volume: 750 ml (25.3 oz)
bio based



BELT

ITEM.NO. GB401
Color: black
Length: 130 cm | possible to shorten | black metal



DOORMAT

ITEM.NO. F208
Variant: black-mint
Size: 50 x 70 cm

BOOT MAT

ITEM.NO. F213
Variant: black-mint
Size: 75 x 100 cm



SCRAPER

ITEM.NO. GB446
Thickness variants: 3 mm
Size: 16 x 5 cm
suitable for alpine and nordic skis



FIRST AID KIT

ITEM.NO. GB402
waterproof first aid kit with 45 items,
for long outdoor trips and ski tours
Size: 15 x 11 x 7 cm
Weight: 338 g



USB 4 X STICK 32 GB

ITEM.NO. F121
USB 3.0 | USB C | Lightning |
Micro USB



SKIWAX

ITEM.NO. GB406
suitable for alpine and nordic skis
Weight: 50 g
fluor free
+10 °C / -10 °C | 50 °F / 14 °F



SKI STRAP HELI

ITEM.NO. C004
Variants: black | white | mint



SKI STRAP RACE

ITEM.NO. GB477
Variant: black
for skis with waist
less than 95 mm,
rubber inlay



SKI STRAP STANDARD

ITEM.NO. GB559
Variant: black
for skis with a waist
less than 95 mm
foam inlay



SKI STRAP FREERIDE

ITEM.NO. C002
Variant: black
for skis with a waist
more than 95 mm
foam inlay



SKI STRAP SKI JUMPING

ITEM.NO. GB549
Variant: uni
for ski jumping skis
foam inlay



SKI STRAP CROSS COUNTRY

ITEM.NO. GB548
Variant: uni
fits for all cross country skis



EYEWEAR *

G13 KÄSTLE RX GLORYFY UNBREAKABLE MEETS KÄSTLE

ITEM.NO. GB447
Variant: black | mint
Focus: sport | glasses adjust according
to light conditions
Glass: F1-F3 Transformer | UV 400



G15i KÄSTLE URBAN GLORYFY UNBREAKABLE MEETS KÄSTLE

ITEM.NO. GB448
Variant: anthracite (transparent)
Focus: lifestyle
Glass: F3 | UV 400



SUNGLASSES LOGO

ITEM.NO. GB597
Variants: black
Glass: UV 400. F3



UNBREAKABLE & MADE IN AUSTRIA
Lenses and frame are unbreakable thanks to the material NBFX – protects during sports and is also very practical in everyday life. The lenses and frame return to their original shape due to the material's memory when bended. Perfect wearing comfort thanks to one of the lightest materials in the optical industry.

HEADWEAR *

LOGO PATCH BEANIE

ITEM.NO. GB141
Variants: dark-grey | white | light green



LIFT LOGO BEANIE

ITEM.NO. GB140
Variant: black-mint



NORDIC FUNCTION CAP

ITEM.NO. GB476
Variant: black-mint
80 % Polyester, 20 % Elasthan
with micro fleece lining



BANDANA LOGO

ITEM.NO. GB635
Variant: grey | race mint



BALACLAVA

ITEM.NO. GB453
Variant: S | L
Material: Polyester/ Elastan fleece
inside brushed



HEADBAND ARROW

ITEM.NO. GB643
Variant: black-mint
50% Wool, 50% Acryl with
micro fleece lining



HEADBAND 2 SIDES

ITEM.NO. GB144
Variant: multi
Material: 88 % Polyester, 12 % Elasthan
functional, light and stretchy



RX 5 PANEL CAP

ITEM.NO. GB138
Variant: mint



ZX TRUCKER CAP

ITEM.NO. GB139
Variant: black-olive



LOGO BASECAP

ITEM.NO. GB137
Variant: black



FLAP CAP UP

ITEM.NO. GB475
Variant: hollowtech



* Symbolfotos – Abweichungen möglich
all pictures are symbol pictures, changes possible

* Symbolfotos – Abweichungen möglich
all pictures are symbol pictures, changes possible

BAGS*

ALL IN BAG 140

ITEM.NO. GB501
 Variant: black-mint
 Volume: 140 litres
 L 90 x B 40 x T 40 cm
 (high is adjustable)
 with wheels to roll



KÄSTLE BACKPACK

ITEM.NO. GB507



NEW RB90 BOOT BAG

ITEM.NO. GB508
 Variant: black-mint
 offers space for 2 pairs of ski boots,
 a helmet, goggles, clothes and
 personal belongings
 Volume: 90+ litres



THERMO HYDRATION BELT

ITEM.NO. GB547
 Variant: uni
 screwable lid and extra pockets
 Volume: 800 ml



SKI BAGS*

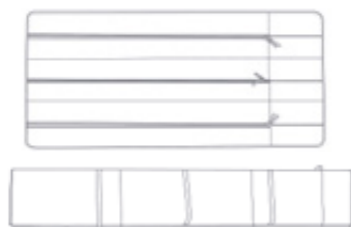
RB3 SKI BAG

ITEM.NO. GB442
 Variant: black-mint
 fits three pairs of alpine skis or
 several pairs of nordic skis
 Length: 190-220 cm (adjustable)



WRAP RACE BAG

ITEM.NO. GB717
 Variant: triple
 Color: black
 with three separate zipper
 pockets for alpine skis
 wrap and strap it for easy and
 safe transport
 Length: 220 cm



SKI BAG EXTRA LONG

ITEM.NO. GB713
 Variant: black
 Size: L 210 x B 39 x H 20 cm
 with heels to roll




SALES SKI SORTER BAG

ITEM.NO. GB716
 Variant: black
 for sales purpose only
 suitable for 10 flat skis




NORDIC RIFLE BAG

ITEM.NO. GB482
 Variant: black-mint
 L 116 x B 23 x H 5.5 cm



BOOT CUBE 3P

ITEM.NO. GB509
 Variant: black-mint
 for 3 pairs of Boots



STICKER & POS TOOLS*


HANGING BANNER

ITEM.NO. F212
 Variant: mint graph | Boot 22
 180 x 70 cm



ROLL-UP

ITEM.NO. F210
 Variant: mint K | mint arrow | white
 200 x 100 cm



SKI WALL PLAY DISPLAY

ITEM.NO. F106
 Variant: small | large
 small: 62.5 x 10 cm, large: 100 x 10 cm
 to hang in store system wall



BEACH FLAG

ITEM.NO. F118 | F119 | F120
 variant: black-mint | mint-black
 F118: 5 m | Crossbase & Snowscrew |
 for indoor and snow
 F119: 3 m | Crossbase & Snowscrew |
 for indoor and snow
 F120: 2.2 m | Decobase | for indoor



SKI DISPLAY

ITEM.NO. F100
 Variant: black | white
 for one single ski



SKI DISPLAY FOLD

ITEM.NO. F218
 Variant: black
 for 2 pairs of skis



BOOT SHELF DECO

ITEM.NO. F124
 Variant: uni
 for 4 single boots



WORKBOOK 23/24

ITEM.NO. F213
 Variant: Alpine | Nordic



PRODUCT BOOKLET 23/24

ITEM.NO. F214
 Variant: Alpine | Nordic | Boots




LINE-UP 23/24

ITEM.NO. F215
 Variant: Alpine | Nordic | Race



CUBE

ITEM.NO. F125
 Variant: black-mint



HOLLY TATTOO

ITEM.NO. F098



STICKERSHEET 2.0

ITEM.NO. F214



FUNKY KÄSTLE STICKER

ITEM.NO. F215



ADHESIVE TAPE KÄSTLE LOGO

ITEM.NO. F512
 Length: 50 m



KÄSTLE BALL PEN

ITEM.NO. F206
 Variant: black
 100 pieces in one pack



KÄSTLE MINI PENCIL

ITEM.NO. F207
 Variant: black
 100 pieces in one pack



LOGO STICKER DYE-CUT

ITEM.NO.
 F079: Size XS (40 x 3.5 mm): Variants: black | white | mint
 F080: Size S (80 x 7 mm): Variants: black | white | mint
 F081: Size M (160 x 14.5 mm): Variants: black | white | mint
 F082: Size L (320 x 28 mm): Variants: black | white | mint
 F083: Size XL (640 x 56 mm): Variants: black | white | mint



* Symbolfotos – Abweichungen möglich
 all pictures are symbol pictures, changes possible

* Symbolfotos – Abweichungen möglich
 all pictures are symbol pictures, changes possible

IMPRESSUM

IMPRINT

KÄSTLE GmbH

Kaiser-Franz-Josef-Straße 61

6845 Hohenems / Austria

Tel.: +43 (0)5576/982 05

www.kaestle.com

[f facebook.com/kaestleski](https://www.facebook.com/kaestleski)

[@ instagram.com/kaestleski](https://www.instagram.com/kaestleski)

[▶ youtube.com/kaestleski](https://www.youtube.com/kaestleski)

Customer Service Center

Tel.: +43 (0)5576/982 05

order@kaestle.com

Copyright © 2022 KÄSTLE GmbH

Made in Austria

FOTOS PICTURES

GEPA pictures/Kästle

Janis Weidner

Franziska Schöch

Moritz Sonntag // ueberall

Philipp Weissensteiner // ueberall

MFOR

TEXT

Theresa Schneider

Markus Weeger

ÜBERSETZUNG TRANSLATION

Griffin Post

LEKTORAT COPY-EDITING

Merle Rüdisser

CROSSCUTS & IMAGE RETOUCHING

Armin Kofler // www.profiler.cc

GRAFIKDESIGN GRAPHIC DESIGN

KÄSTLE GmbH // Franziska Schöch & Jennifer Dünser

DRUCK PRINT

BULU

FAST AS **EVER**